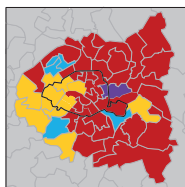
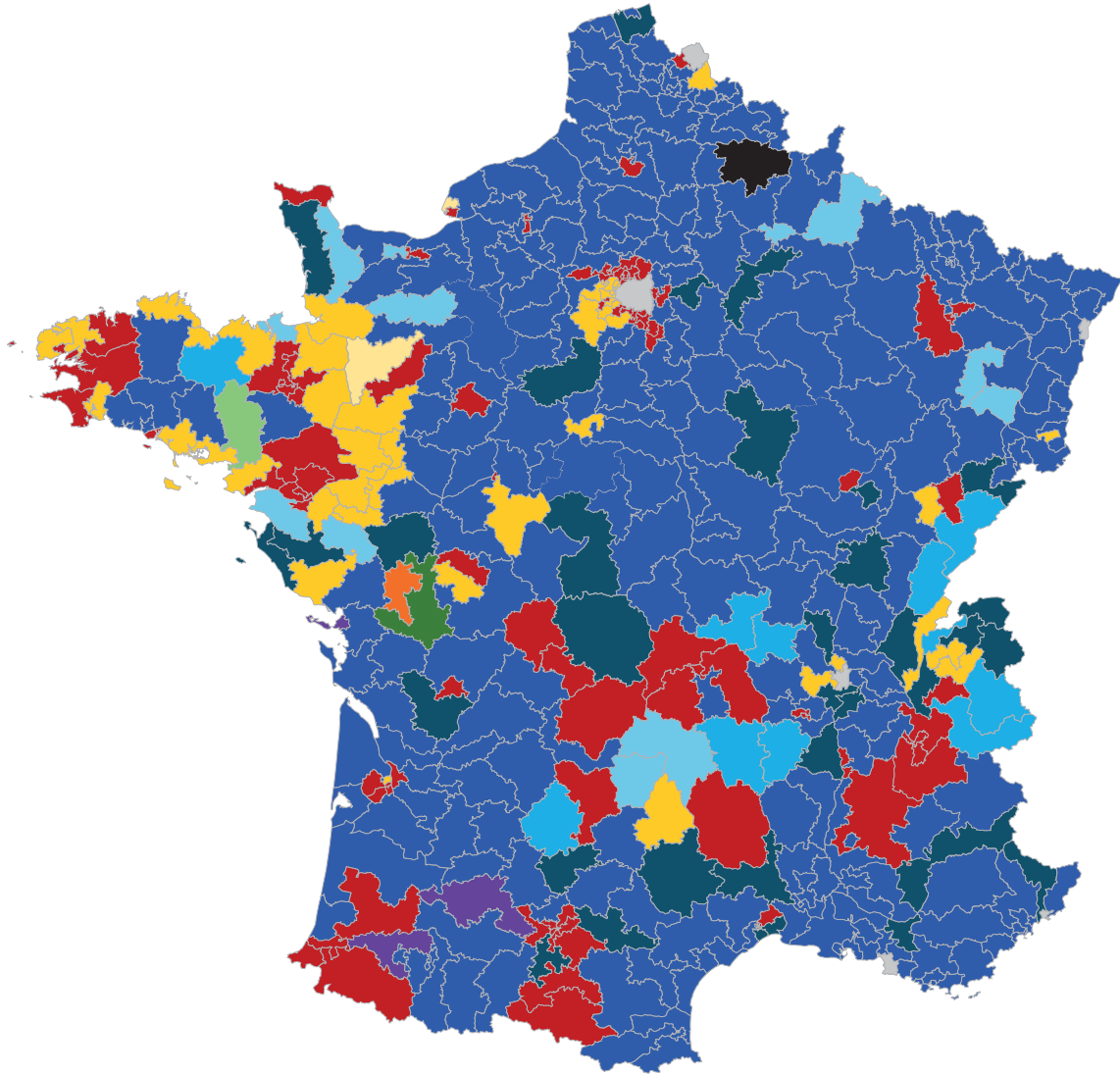
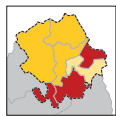


MAP A.2a | French Elections. First Round

First Round French National Assembly Election Results. Most Voted Party in Each Constituency



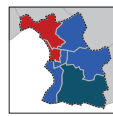
Paris and Petite Couronne



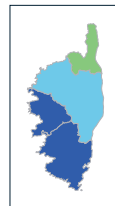
Lille District



Lyon Metro



Marseille



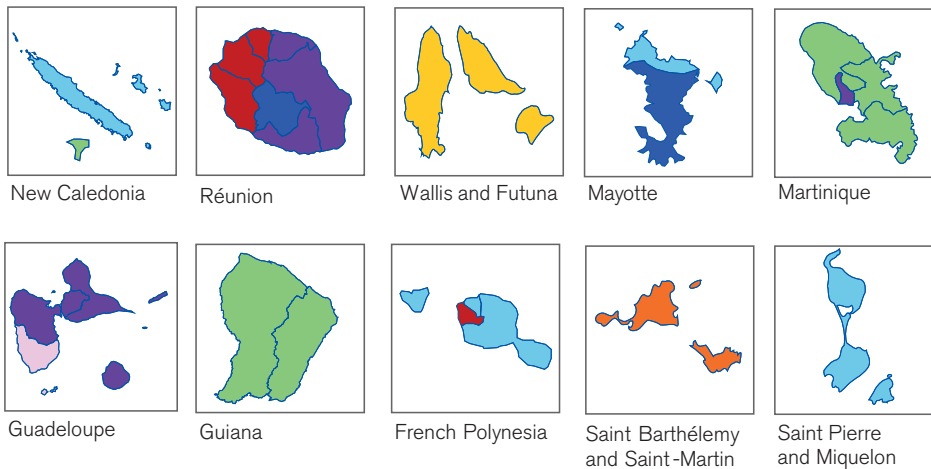
Corsica




Strasbourg

Nice

Own Production. Source: Ministère de l'Intérieur et des Outre-mer. Publication des candidatures et des résultats aux élections Législatives 2024, www.resultats-elections.interieur.gouv.fr/legislatives2024/; Assemblée nationale, www2.assemblee-nationale.fr/recherche-localisee/carte/FRANCE; https://en.wikipedia.org/wiki/List_of_constituencies_of_the_National_Assembly_of_France.



French Residents Overseas



First Round French National Assembly Election. National results*
Turnout **66.71%**

Parties	Votes	%	Seats Obtained in the 1st Round	Parties	Votes	%	Seats Obtained in the 1st Round
National Rally	9,377,297	29.25%	37	Other most voted parties in a constituency			
New Popular Front	8,974,566	27.99%	32	Miscellaneous far-right	59,689	0.19%	1
Ensemble	6,425,217	20.04%	2	Socialist Party outside NPF ^b	29,242	0.09%	0
The Republicans	2,104,918	6.57%	1				
Union of the Far-Right	1,251,210	3.90%	1				
Miscellaneous right	1,172,548	3.66%	2				
Miscellaneous left	491,069	1.53%	0				
Miscellaneous centre	391,408	1.22%	0				
Miscellaneous far-left	367,158	1.15%	0				
Regionalists	335,158	1.05%	0				
Reconquête	204,006	0.75%	0				
Horizons ^a	231,667	0.47%	0				
Ecologists	181,989	0.57%	0				

* Candidates of small parties are grouped into nuance blocs for convenience
^a Candidates presented or supported by Horizons outside Ensemble.
^b Candidates presented or supported by the Socialist Party outside the New Popular Front, particularly in overseas France