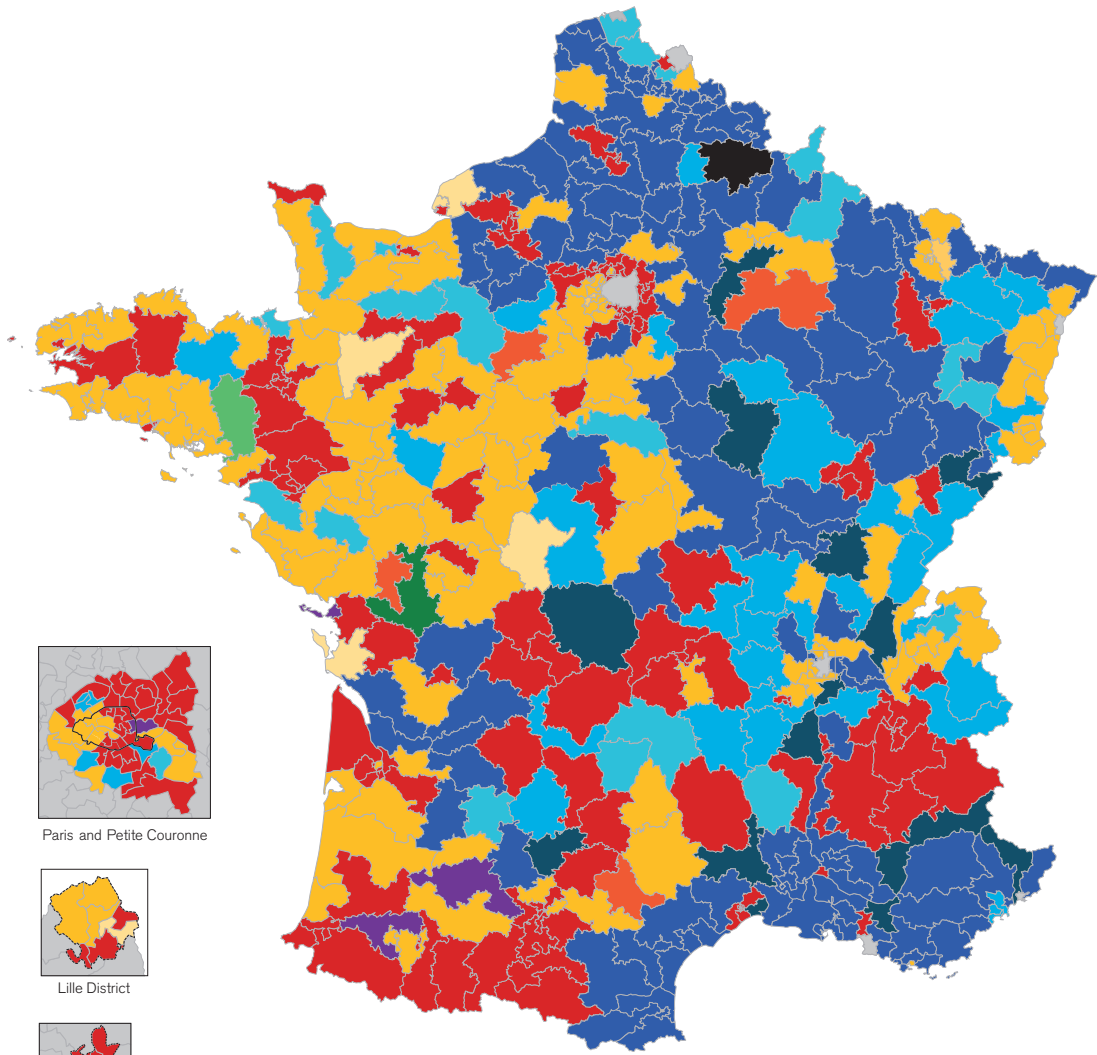



MAP A.2b | French Elections. Final Results

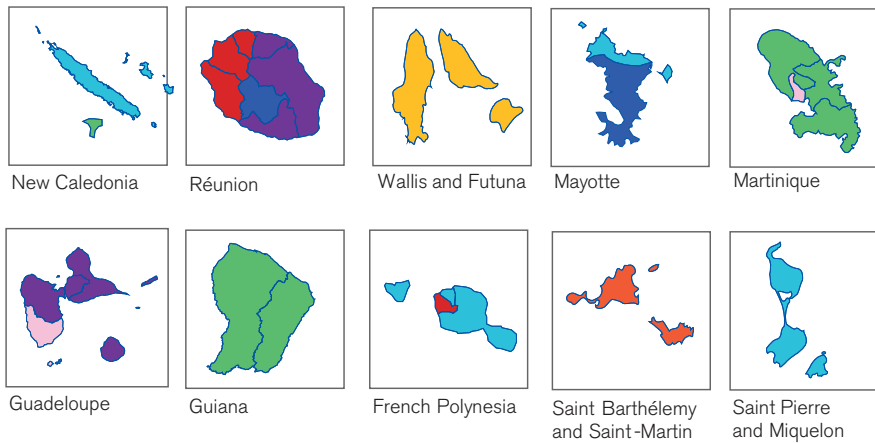
French National Assembly Election Results. Winning Party by Constituency




National Assembly Composition



Own Production. Source: Ministère de l'Intérieur et des Outre-mer. Publication des candidatures et des résultats aux élections Législatives 2024, www.resultats-elections.interieur.gouv.fr/legislatives2024/; Assemblée nationale, www2.assemblee-nationale.fr/recherche-localisee/carte/FRANCE; https://en.wikipedia.org/wiki/List_of_constituencies_of_the_National_Assembly_of_France.



French Residents Overseas



Second Round French National Assembly Election. National results*

Turnout 66.63%

Parties	Votes	%	Seats Obtained in the 2nd Round	Total Seats
National Rally	8,744,080	32.05 %	88	125
New Popular Front	7,004,725	25.68 %	146	178
Ensemble	6,313,808	23.14 %	148	150
The Republicans	1,474,650	5.41 %	38	39
Union of the Far-Right	1,364,964	5.00 %	16	17
Miscellaneous right	980,818	3.60 %	25	27
Miscellaneous left	491,063	1.47 %	12	12
Regionalists	288,202	1.06 %	9	9
Horizons ^a	258,139	0.95 %	6	6
Miscellaneous centre	177,167	0.65 %	6	6
UDI ^c	119,672	0.44 %	3	3
Miscellaneous	38,025	0.14 %	1	1
Ecologists	37,808	0.14 %	1	1
Socialist Party outside NPF ^b	26,343	0.06 %	2	2
Miscellaneous far-right	23,217	0.05 %	0	1

* Candidates of small parties are grouped into nuance blocs for convenience
^a Candidates presented or supported by Horizons outside Ensemble.
^b Candidates presented or supported by the Socialist Party outside the New Popular Front, particularly in overseas France
^c Candidates presented or supported by Union of Democrats and Independents (UDI) outside Ensemble