

# Migration in the Mediterranean

**TABLE C1** Number of Foreigners from MPCs in the European Union mid year 2020, by Nationality

	Algeria	Morocco	Tunisia	Lybia	Egypt	Jordan	Lebanon	Palestine	Syria	Israel	Turkey	Total Euromed immigrants	Total EU-27 immigrants
<b>Austria</b>	1,581	2,411	4,181	910	14,779	958	1,942	352	53,259	2,226	159,999	242,598	774,764
<b>Belgium</b>	27,491	225,217	16,137	1,291	5,188	1,388	8,301	2,808	33,724	3,418	101,925	426,888	886,925
<b>Bulgaria</b>	460	156	150	294	358	293	1,026	83	17,848	824	14,454	35,946	55,454
<b>Croatia</b>	50	25		139	232	62	60	39	167	49	79	902	65,909
<b>Czechia</b>	805	449	1,135	205	1,145	223	433	119	1,358	796	3,077	9,745	205,042
<b>Denmark</b>	1,004	5,885	975	309	1,944	1,324	13,092		36,184	1,753	33,385	95,855	228,521
<b>Estonia</b>	32	37	26	9	161	28	41	11	174	102	468	1,089	24,539
<b>Finland</b>	1,014	2,528	808	249	1,505	348	731	67	6,223	793	7,644	21,910	122,196
<b>France</b>	1,637,211	1,059,918	444,572	2,688	35,390	1,647	53,953	1,339	21,488	10,520	340,271	3,608,997	2,040,731
<b>Germany</b>	25,819	127,095	45,857	13,788	25,905	14,047	88,243		707,457	16,529	1,837,282	2,902,022	6,718,289
<b>Greece</b>	407	2,114	647	652	28,834	827	2,092	4,286	42,861	725	34,081	117,526	297,036
<b>Hungary</b>	929	441	273	395	2,220	868	521	182	2,693	1,898	2,075	12,495	320,330
<b>Ireland</b>	673	312	113	501	609	124	151	75	2,937	250	559	6,304	339,071
<b>Italy</b>	22,363	451,960	108,129	34,542	128,857	3,058	7,685	1,176	8,276	4,107	20,513	790,666	1,792,490
<b>Latvia</b>	18	24	4	4	80	4	39	3	63	108	229	576	23,502
<b>Lithuania</b>	11	14	8	5	86	8	14	8	431	146	233	964	17,455
<b>Luxembourg</b>	1,113	2,499	1,212	80	347	47	341	31	1,839	236	1,435	9,180	214,801
<b>Malta</b>	155	671	969	3,801	1,410	115	191	120	3,242	31	692	11,397	21,939
<b>Netherlands</b>	4,219	174,914	5,148	1,864	15,893	1,559	4,593	338	88,993	6,270	199,280	503,071	595,804
<b>Poland</b>	766	416	538	315	594	178	501		773	454	1,149	5,684	272,773
<b>Portugal</b>	261	2,256	155	106	480	213	246		531	387	789	5,424	208,629
<b>Romania</b>	554	1,265	1,924	138	592	435	662	239	3,138	4,901	9,206	23,054	248,787
<b>Slovakia</b>	125	73	200	87	260	68	157	54	289	242	405	1,960	152,101
<b>Slovenia</b>	40	36	86	56	142	67	26	5	247	50	237	992	68,238
<b>Spain</b>	61,611	785,884	3,688	1,302	5,571	3,050	4,508	2,569	16,938	3,856	5,356	894,333	1,728,058
<b>Sweden</b>	3,451	11,306	5,734	3,790	8,361	5,001	28,836	8,108	190,882	2,803	51,223	319,495	536,240
<b>Total</b>	<b>1,792,163</b>	<b>2,857,906</b>	<b>642,669</b>	<b>67,520</b>	<b>280,943</b>	<b>35,940</b>	<b>218,385</b>	<b>22,012</b>	<b>1,242,015</b>	<b>63,474</b>	<b>2,826,046</b>	<b>10,049,073</b>	<b>17,959,624</b>

Own production. Source: United Nations Population Division, Department of Economic and Social Affairs, *Trends in International Migrant Stock: Migrants by Destination and Origin*.

TABLE C2

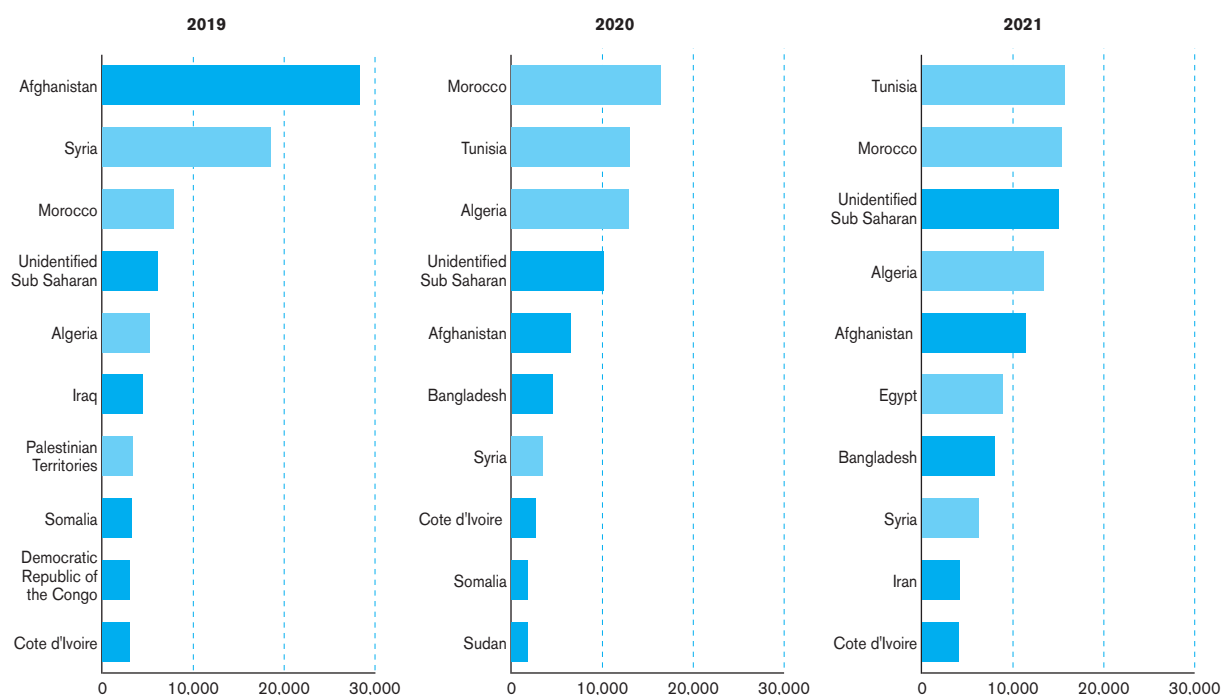
Number of Foreigners from Southern Mediterranean Countries in MENA Countries, mid year 2020

	Algeria	Morocco	Tunisia	Libya	Egypt	Jordan	Lebanon	Palestine	Syria	Total number from Southern Mediterranean countries	as % of total foreigners	Total number in the country
<b>Algeria</b>	0	0	0	2,281	0	2,216	1,199	31,097	7,757	44,550	17.8	250,368
<b>Morocco</b>	14,497	0	2,781	1,268	2,005	0	1,455	0	3,676	25,682	25.1	102,358
<b>Tunisia</b>	11,060	6,146	0	9,688	1,206	0	0	589	1,382	30,071	50.0	60,145
<b>Libya</b>	3,830	5,229	3,292	0	22,420	21,783	11,812	305,476	44,450	418,292	50.6	826,537
<b>Total Maghreb</b>	<b>29,387</b>	<b>11,375</b>	<b>6,073</b>	<b>13,237</b>	<b>25,631</b>	<b>23,999</b>	<b>14,466</b>	<b>337,162</b>	<b>57,265</b>	<b>518,595</b>	<b>41.8</b>	<b>1,239,408</b>
<b>Egypt</b>	889	1,066	785	5,047	0	5,277	3,197	135,932	125,673	277,866	51.1	543,937
<b>Jordan</b>	345	601	259	19,564	101,340	0	1,849	2,272,411	698,701	3,095,070	89.5	3,457,691
<b>Lebanon</b>	0	132	0	214	70,643	408	0	476,033	1,042,785	1,590,215	92.8	1,712,762
<b>Palestine</b>	0	0	801	0	21,588	59,543	2,213	0	5,731	89,876	32.9	272,784
<b>Syria</b>	0	0	0	0	0	0	0	596,357	0	596,357	68.6	868,711
<b>Total Mashreq</b>	<b>1,234</b>	<b>1,799</b>	<b>1,845</b>	<b>24,825</b>	<b>193,571</b>	<b>65,228</b>	<b>7,259</b>	<b>3,480,733</b>	<b>1,872,890</b>	<b>5,649,384</b>	<b>82.4</b>	<b>6,855,885</b>
<b>Bahrain</b>	0	939	618	0	94,638	17,769	4,413	6,129	5,553	130,059	13.9	936,094
<b>Kuwait</b>	0	3,032	1,935	0	421,025	54,688	12,512	15,465	23,156	531,813	17.1	3,110,159
<b>Oman</b>	0	0	0	0	88,261	21,868	0	0	0	110,129	4.6	2,372,836
<b>Qatar</b>	0	1,462	994	0	183,544	32,808	8,425	5,696	24,749	257,678	11.6	2,226,192
<b>Saudi Arabia</b>	0	0	0	0	962,432	240,606	153,988	0	823,261	2,180,287	16.2	13,454,842
<b>United Arab Emirates</b>	0	8,942	5,874	0	899,612	168,968	41,913	58,308	52,925	1,236,542	14.2	8,716,332
<b>Total GCC</b>	<b>0</b>	<b>14,375</b>	<b>9,421</b>	<b>0</b>	<b>2,649,512</b>	<b>536,707</b>	<b>221,251</b>	<b>85,598</b>	<b>929,644</b>	<b>4,446,508</b>	<b>14.4</b>	<b>30,816,455</b>
<b>Turkey</b>	887	659	708	4,220	1,079	1,257	1,554	1,013	3,792,505	3,803,882	62.8	6,052,652
<b>Total</b>	<b>31,508</b>	<b>28,208</b>	<b>18,047</b>	<b>42,282</b>	<b>2,869,793</b>	<b>627,191</b>	<b>244,530</b>	<b>3,904,506</b>	<b>6,652,304</b>	<b>14,418,369</b>	<b>32.1</b>	<b>44,964,400</b>

Source: United Nations. Population Division. Department of Economic and Social Affairs. [www.un.org/development/desa/pd/content/international-migrant-stock](http://www.un.org/development/desa/pd/content/international-migrant-stock).

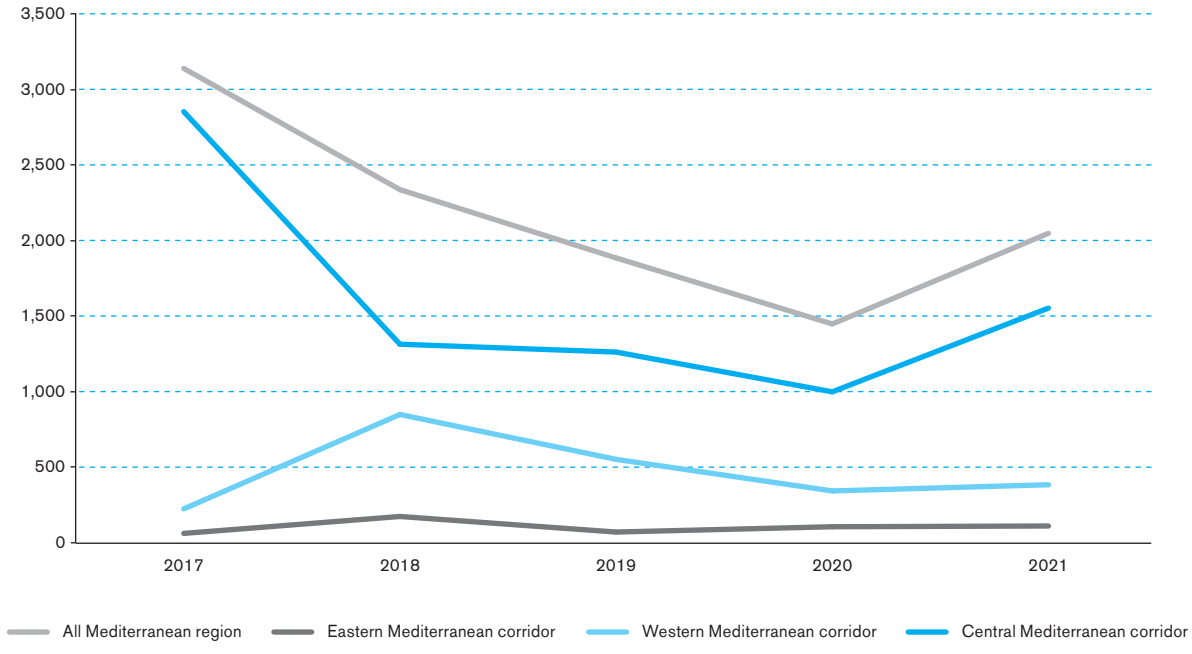
CHART C1

Arrivals to Europe ( Sea and Land Mediterranean Border), 2019-2020-2021



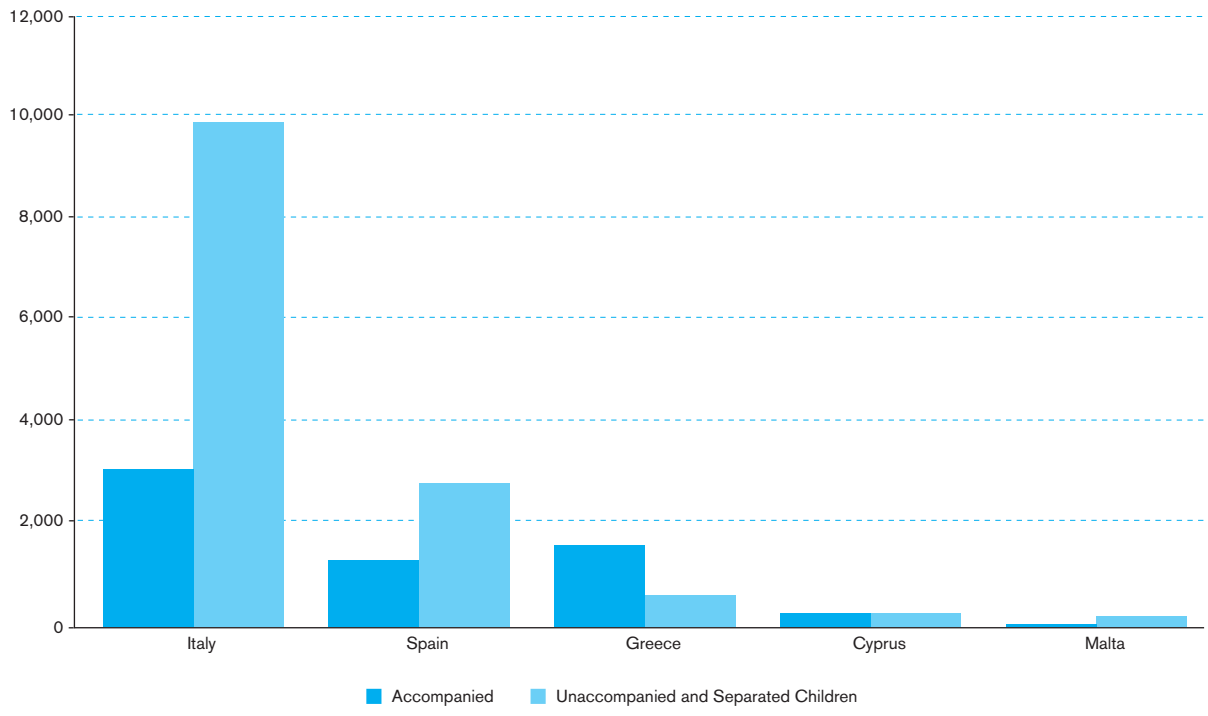
Own production. Source: IOM, UN Migration flow monitoring. [www.migration.iom.int/europe/arrivals](http://www.migration.iom.int/europe/arrivals).

**CHART C2** Dead and Missing Migrants in the Mediterranean, 2017-2021



Own production. Source: IOM, Missing Migrants project [www.missingmigrants.iom.int/data](http://www.missingmigrants.iom.int/data).

**CHART C3** Accompanied, Unaccompanied and Separated Children by Country of Arrival, 2021



Own production. Source: UNHCR [www.data.unhcr.org/en/documents/details/94351](http://www.data.unhcr.org/en/documents/details/94351).