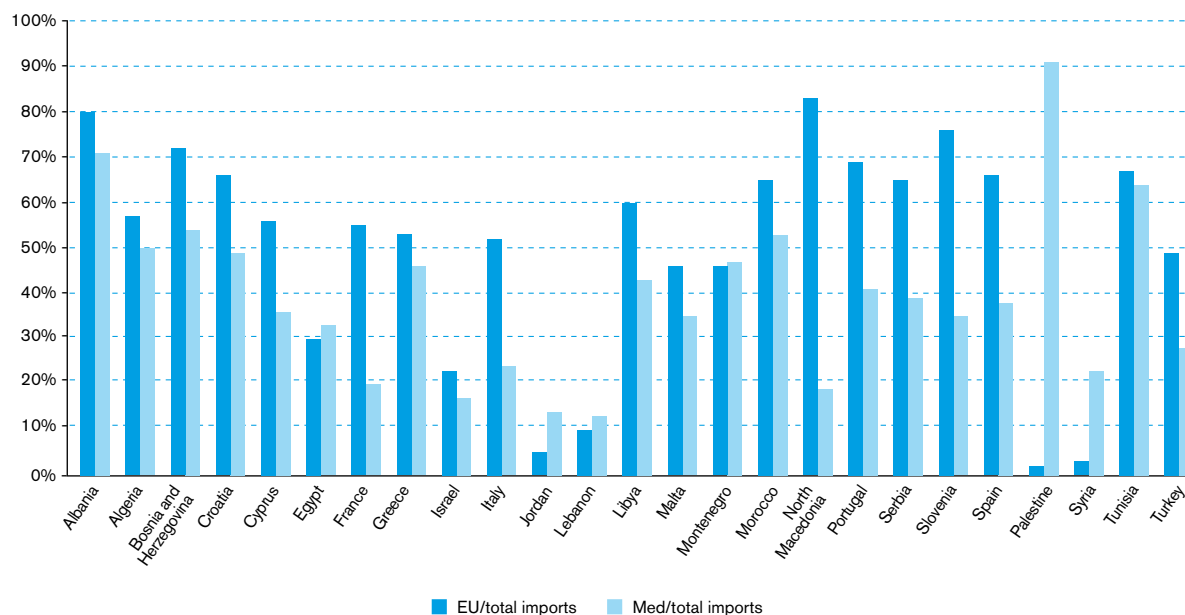


Commercial Relations of the Mediterranean Countries

TABLE D1 Merchandise Trade between Mediterranean Countries

Exporters	Importers														
	Albania	Algeria	Bosnia & H.	Croatia	Cyprus	Egypt	France	Greece	Israel	Italy	Jordan	Lebanon	Libya	Malta	
Albania	..	84	23,870	9,939	1,068	1,449	95,957	144,112	2,423	1,242,468	48	1,141	2,399	5,693	
Algeria	4,857	..	156	5,955	17,948	478,953	4,665,383	430,830	4,178	4,860,707	37,580	27,933	22,888	2,763	
Bosnia & H.	27,094	404	..	782,611	3,104	44,132	173,978	12,553	3,023	743,400	1,111	1,628	1,885	192	
Croatia	65,752	63,996	1,650,850	..	8,059	102,778	324,568	113,604	46,049	2,109,551	6,489	36,018	4,227	120,737	
Cyprus	1,889	8,320	732	11,668	..	31,987	60,624	425,832	128,521	183,646	11,927	58,540	355,885	16,245	
Egypt	36,514	492,826	6,701	22,621	34,500	..	814,861	943,439	71,605	2,159,106	792,179	506,740	737,503	201,857	
France	118,652	5,204,819	167,550	763,913	290,986	2,377,023	..	2,588,553	1,717,845	38,992,513	424,735	739,217	212,815	359,768	
Greece	490,721	88,854	97,235	150,350	1,855,624	1,058,346	1,117,680	..	407,139	3,411,130	51,078	1,412,420	455,803	166,071	
Israel	58,014	..	3,305	57,180	552,703	95,102	1,510,044	307,034	..	894,359	11,928	118,835	
Italy	1,493,967	3,213,665	1,075,788	3,889,836	934,687	3,033,623	48,590,645	4,888,088	2,769,492	..	608,781	1,386,407	1,403,843	896,281	
Jordan	261	98,826	1,223	6,135	1,490	159,924	29,005	14,386	131,411	55,040	..	190,677	42,803	225	
Lebanon	66	44,262	33	35	21,380	133,062	69,130	61,896	..	41,242	74,313	..	20,763	407	
Libya	12,045	164	6	156,886	1,036	113,072	1,604,153	671,896	..	5,278,304	212	135,540	..	59,393	
Malta	381	3,285	9,203	5,450	32,476	37,969	391,726	26,407	28,851	426,727	2,096	70,888	160,040	..	
Montenegro	11,944	..	33,798	5,120	120	..	6,768	2,714	123	19,744	..	8	1,233	378	
Morocco	3,396	122,477	7,490	9,243	2,594	118,019	6,255,962	43,963	36,219	1,256,698	19,606	75,556	90,066	5,266	
North Macedonia	78,041	..	101,168	81,505	875	4,350	103,234	279,106	4,765	194,302	477	913	2,488	221	
Portugal	13,249	64	10,068	43,775	29,678	325,755	7,817,264	187,808	250,351	2,442,478	36,070	50,572	33,534	26,635	
Serbia	206,300	1	1,528,689	667,834	22,654	68,081	568,020	228,524	37,969	1,783,784	3,612	10,801	17,703	2,245	
Slovenia	42,070	6	931,134	3,234,014	15,216	104,008	1,926,958	230,637	116,826	3,691,301	7,295	23,975	21,425	8,931	
Spain	105,003	1,589	102,178	641,859	369,532	1,784,456	41,460,780	2,173,950	1,530,260	25,745,658	333,194	520,867	476,127	189,157	
Palestine	0	3	26	319	5,443	431	849,893	1,202	45,140	429	..	91	
Syria	19	226,029	154	..	871	71,834	4,877	1,783	..	5,032	43,380	109,103	13,267	107	
Tunisia	51,591	2,052,708	2,093	5,071	1,952	82,691	5,040,241	29,567	17,968	2,736,365	15,101	43,504	548,607	14,843	
Turkey	562,475	7,057	537,183	424,478	32,531	3,627,901	9,813,368	2,175,495	3,810,979	10,588,569	880,934	1,143,008	2,029,284	341,758	
Med. countries	3,384,301	11,629,438	6,290,608	10,975,483	4,231,113	13,854,836	132,450,671	15,982,609	11,965,888	108,863,327	3,407,288	6,545,794	6,654,587	2,537,998	
World	5,908,003	41,928,672	11,159,040	28,004,414	9,179,163	78,657,518	643,208,113	62,198,045	76,578,559	474,957,328	19,336,709	19,243,002	16,167,452	7,071,907	
EU28 (EU)	3,403,717	15,303,317	7,536,280	22,524,904	6,036,353	22,091,804	368,873,427	31,307,178	23,584,200	281,730,332	3,844,245	7,670,163	5,318,606	3,557,441	

CHART D1 Import Ratio from EU and from the Mediterranean, 2019



Exporters \ Importers												2019		
	Montenegro	Morocco	North Macedonia	Portugal	Serbia	Slovenia	Spain	Palestine	Syria	Tunisia	Turkey	Med Countries	World	EU28 (EU)
Albania	47,651	1,746	76,716	930	48,046	13,443	235,870	80	19	1,097	22,276	1,978,324	2,782,875	2,222,681
Algeria	2,734	515,180	12,746	721,970	440	345	4,373,334	..	9,627	1,432,404	719,267	18,348,178	36,586,399	20,834,217
Bosnia & H.	182,469	9,702	73,238	5,767	680,661	623,323	43,935	36	314	2,118	193,610	3,610,289	6,727,784	4,842,551
Croatia	168,437	9,062	93,069	48,161	580,729	1,519,460	143,137	410	4,037	6,038	224,027	7,449,245	15,067,532	9,894,867
Cyprus	699	1,371	1,266	7,674	5,358	15,344	46,818	1,467	5,078	1,184	62,465	1,444,542	4,053,726	2,252,243
Egypt	2,057	674,335	6,164	71,352	62,609	91,359	995,531	118,075	272,460	469,292	1,903,805	11,487,490	35,308,301	10,647,811
France	66,326	6,243,007	142,806	8,789,597	785,125	1,338,394	37,407,109	62,950	119,560	3,067,838	6,760,063	118,741,168	593,504,896	328,070,947
Greece	174,460	134,581	765,009	163,308	324,510	482,472	753,815	4,015	48,990	154,103	1,474,999	15,242,713	32,965,070	17,618,882
Israel	2,263	..	10,118	109,259	45,043	97,641	818,826	4,230,613	1,600,818	10,523,083	60,760,900	13,912,137
Italy	206,941	2,739,401	527,275	4,600,849	2,322,593	4,811,612	23,024,823	85,527	241,944	3,319,751	9,349,567	125,415,385	532,521,508	276,288,092
Jordan	111	23,644	64	9,034	1,108	693	58,296	270,851	67,712	15,208	48,963	1,227,091	8,990,104	404,964
Lebanon	45	26,619	1,382	16,183	370	66	47,715	..	66,074	9,900	64,239	699,183	5,323,658	510,925
Libya	0	20,219	935	8,464	..	107	4,274,405	..	24,217	69,845	483,502	12,914,312	30,290,481	18,173,984
Malta	28	2,064	197	39,144	15,717	4,489	173,185	189	51,454	81,122	72,492	1,635,580	4,655,514	2,136,065
Montenegro	..	14	6,011	32	78,164	13,971	3,056	1	12,912	196,110	417,787	191,539
Morocco	688	..	27,620	223,782	26,022	89,407	7,779,618	4,894	10,549	97,126	713,306	17,019,566	32,098,017	20,704,840
North Macedonia	34,187	2,521	..	5,566	250,432	133,206	116,121	155	32	1,968	107,585	1,503,219	7,907,024	6,528,036
Portugal	5,844	1,409,758	42,207	..	59,731	185,158	12,789,172	25,044	5,179	151,497	903,201	26,843,991	65,712,640	45,416,484
Serbia	559,492	20,730	711,391	19,647	..	741,692	237,327	1,353	2,519	82,370	446,288	7,969,026	20,443,788	13,242,618
Slovenia	61,238	102,189	170,232	109,512	643,597	..	608,943	2,977	3,479	18,866	372,143	12,446,972	35,580,074	26,914,125
Spain	53,914	7,944,993	100,774	27,325,132	395,431	687,666	..	54,463	71,084	876,596	4,446,112	117,390,776	309,899,529	203,314,220
Palestine	..	540	..	132	0	31	116	0	9,034	912,830	1,007,378	21,339
Syria	..	5,115	84	379	11,709	29	18,060	1,329	117,716	630,875	2,711,415	68,057
Tunisia	1,111	246,224	11,996	35,959	14,890	22,310	677,603	244	6,990	..	190,113	11,849,741	18,585,827	12,491,713
Turkey	151,770	2,664,772	452,747	1,076,964	1,057,885	1,096,728	8,497,881	428,568	527,079	975,865	..	52,905,279	189,821,370	93,628,277
Med. countries	1,722,463	22,797,788	3,234,046	43,388,794	7,410,171	11,968,945	103,124,496	5,291,910	1,538,395	10,835,517	30,298,504	580,384,971
World	2,900,960	51,074,850	9,470,286	89,541,380	26,730,094	44,006,910	375,485,170	6,613,454	5,600,000	21,573,847	210,343,465	2,336,938,340	2,053,723,599	..
EU28 (EU)	1,402,529	27,119,168	5,891,009	68,398,157	15,566,526	24,383,484	189,896,208	654,428	1,226,650	11,143,048	73,612,201

CHART D2

Import Ratio from EU and from the Mediterranean, 2019

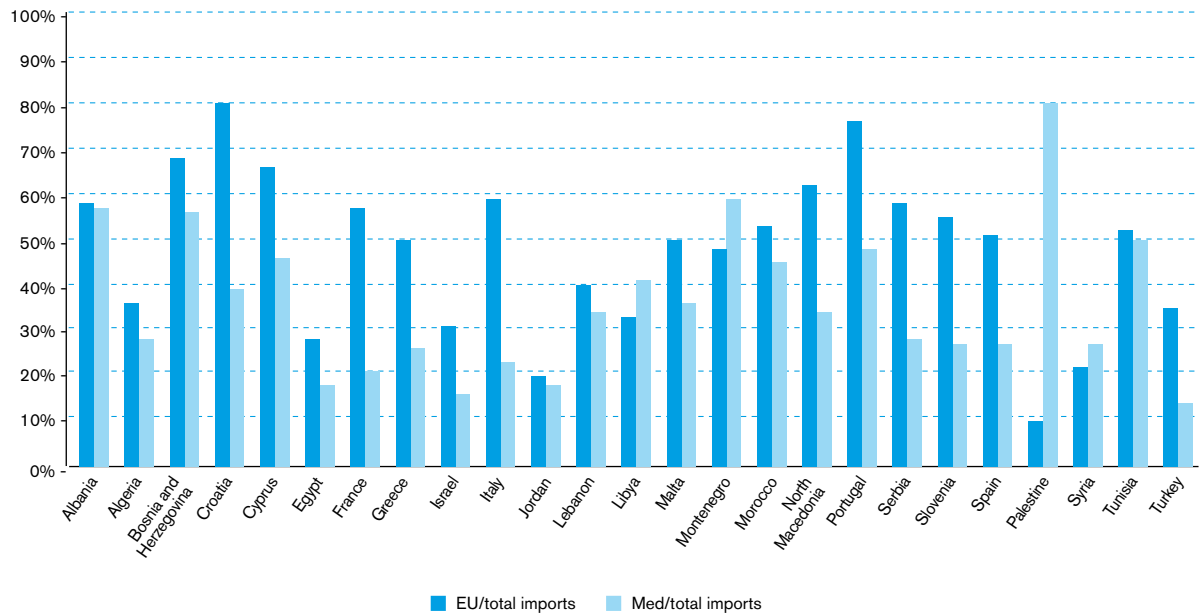
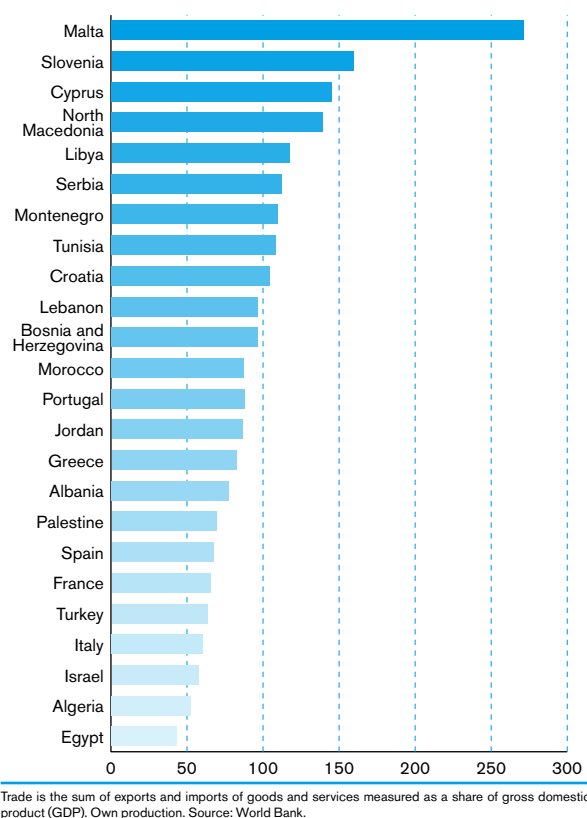


TABLE D2 Export Disaggregation (%), 2019

	Food and animals	Beverages and tobacco	Crude materials, inedible, except fuels	Minerals fuels, lubricants and related materials	Animal and Vegetables	Chemicals and related products, n.e.s.	Manufactured goods	Machinery and transport equipment	Miscellaneous manufactured articles	Commodities and transactions, n.e.s.
Portugal	8	3	4	6	1	9	21	30	17	0
Spain	13	1	2	6	1	13	14	31	10	6
France	8	3	2	3	0	18	10	40	13	2
Italy	6	2	1	3	0	14	17	34	19	3
Malta	7	1	1	27	0	13	4	30	16	2
Slovenia	7	1	6	10	0	40	35	71	20	38
Croatia	11	2	7	9	0	14	17	25	14	1
Bosnia & H.	5	1	9	7	1	8	23	17	28	1
Serbia	13	3	3	3	1	9	24	28	13	2
Montenegro	6	6	18	19	0	7	30	10	4	-
North Macedonia	5	3	5	2	0	24	12	35	13	1
Albania	8	0	5	9	0	1	13	4	42	18
Greece	14	2	4	32	1	12	15	9	8	3
Cyprus	13	2	2	16	0	13	2	40	4	7
Turkey	9	1	3	4	0	6	25	31	18	3
Syria	28	23	3	13	2	6	11	8	6	0
Lebanon	15	2	8	0	1	11	14	10	21	17
Jordan	12	1	6	2	0	31	8	11	27	3
Israel	3	0	1	2	0	27	25	28	13	0
Palestine	15	2	9	0	4	7	35	4	23	0
Egypt	15	0	3	27	1	17	15	6	8	7
Libya	0	0	1	92	0	1	1	0	0	6
Tunisia	7	1	2	6	4	7	10	37	28	0
Algeria	1	0	0	93	0	6	0	0	0	-
Morocco	20	0	5	0	1	16	5	34	18	1

CHART D3 Trade Openness (Trade as % of GDP), 2019



Trade is the sum of exports and imports of goods and services measured as a share of gross domestic product (GDP). Own production. Source: World Bank.

CHART D4 Percentage of Services in Total Export and Total Import, 2019

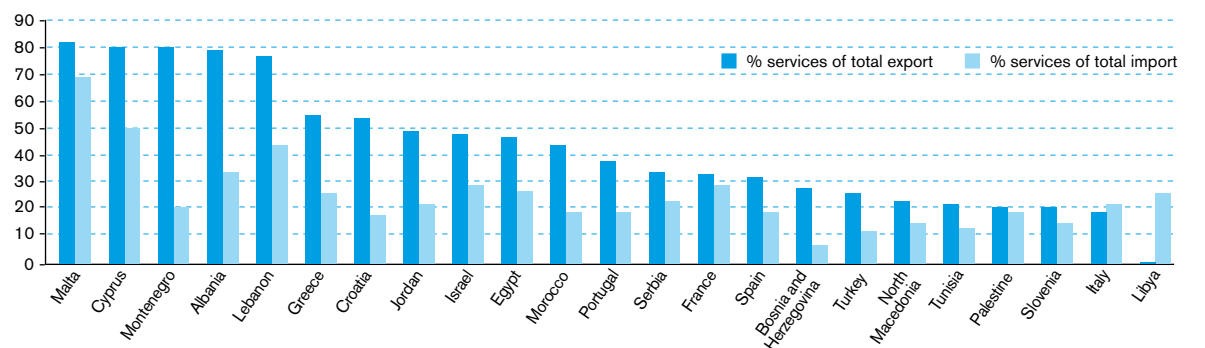
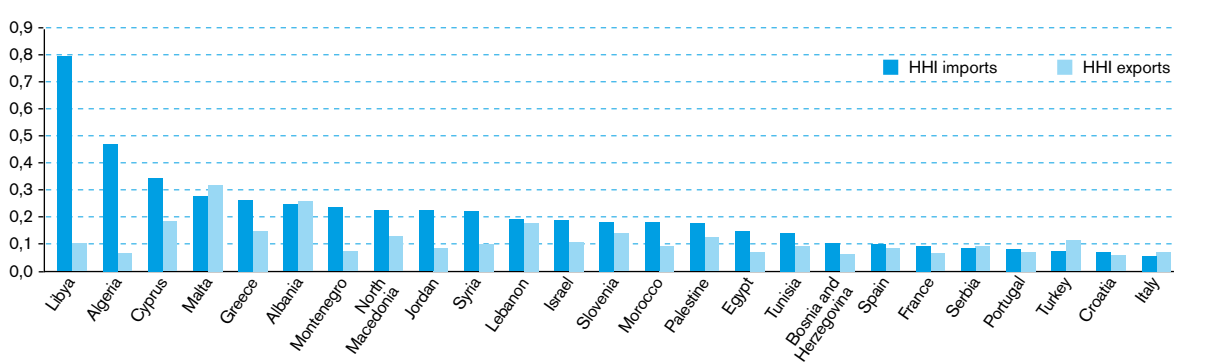
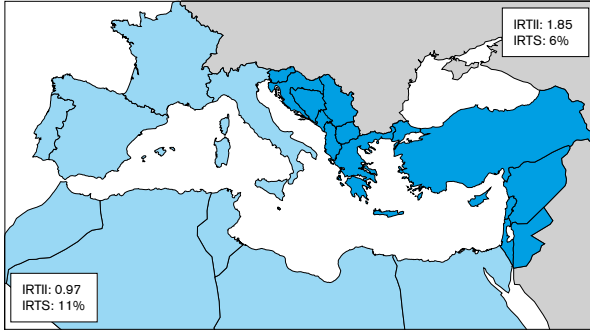


CHART D5 Herfindahl Hirschmann Index (HHI) of Geographical Concentration in the Mediterranean, 2019



The Herfindahl-Hirschmann Index (HHI) is calculated as $H^* = ((H-1)/N)^{1/2} / (1-1/N)$, where $H = \sum_{i=0}^N s_i^2$ and s_i is the share of each import (export) flows of country i in total imports (exports) of country i . The HHI is an index of concentration and ranges from 0 to 1. Values closer to 1 indicate highly concentrated flows. Here it is calculated with Mediterranean trading partners only. Own production. Source: UNCTAD.

MAP D1 Intra-regional Trade Intensity Index (IRTI) and Intra-regional Trade Shares (IRTS, 2018)



Intra-Med trade: 580 billion \$ in 2019: 24% inter-subregions
66% intra-West
10% intra-East



Intra-Med trade: 580 billion \$ in 2019: 3.5% inter-subregions
4.0% intra-Middle East
1.4% intra-North Africa



Intra-Med trade: 580 billion \$ in 2019: 25% inter-subregions
72% intra-North
3% intra-South

CHART D6 Intra-regional Trade Shares (IRTS), 2005-2018

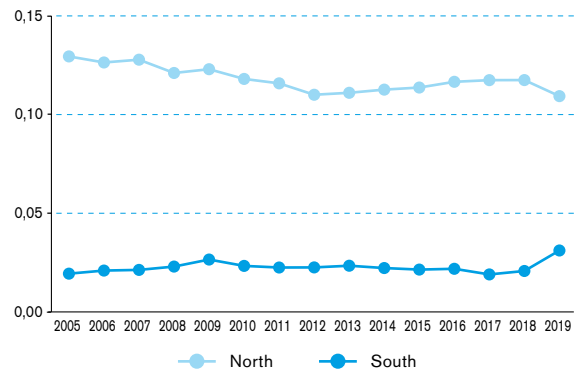
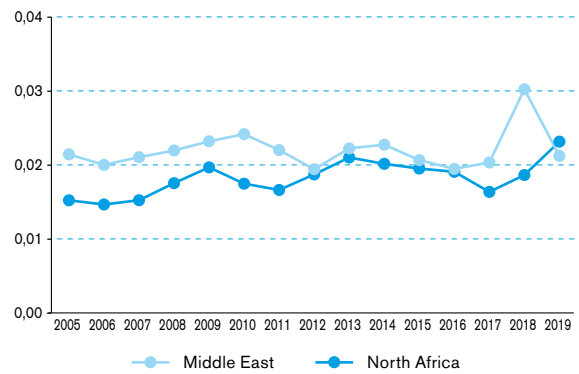
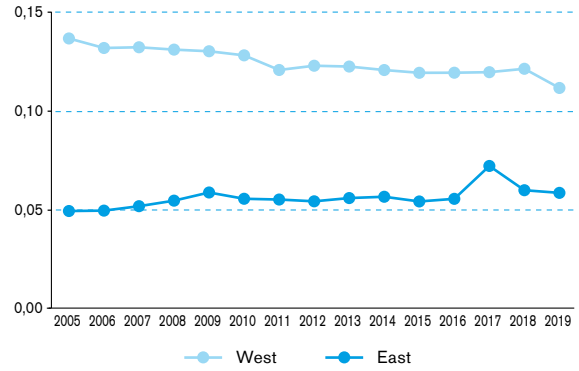
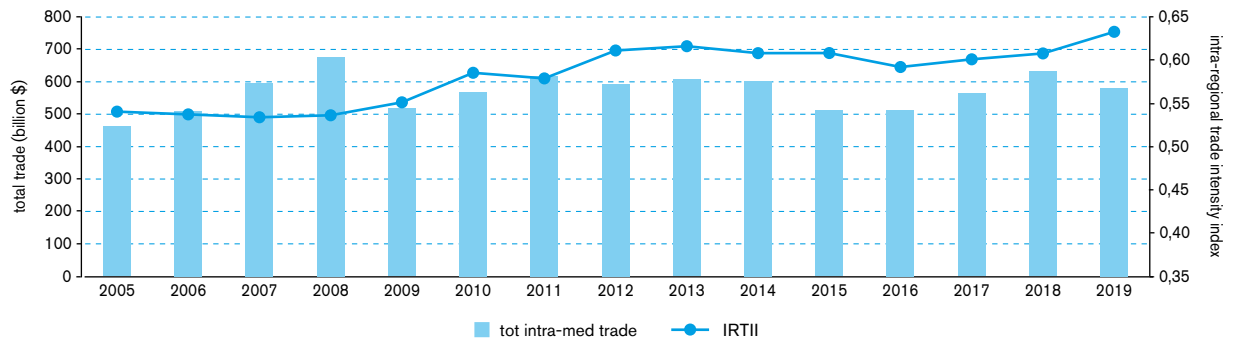


CHART D7 Intra-Mediterranean Total Trade and Intra-regional Trade Intensity Index (IRTI), 2005-2018



The IRTS (intra-regional trade share) (T_{ii}/T_i) is the share of intra-regional trade to total trade of the region. T_{ii} is the sum of exports and imports of region i with region i . T_i is the sum of imports and exports of region i vis à vis the rest of the world. A higher share indicates a higher degree of dependency on regional trade. The IRTII (intra-regional trade intensity index) is calculated as $[(T_{ii}/T_i)/(T_{ii}/T_w)]$, where T_w is the sum of world exports and imports. If it is greater than 1, flows are greater than expected. An IRTII larger than 1 indicates shares that are greater than expected. Own production. Source: UNCTAD. Own calculations using UNCTAD data.