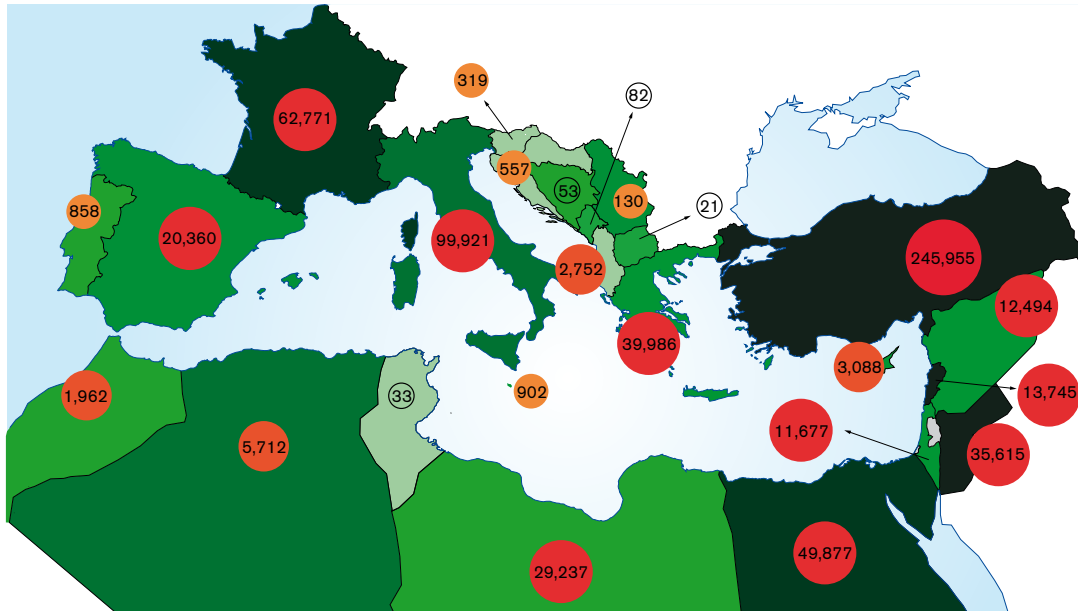
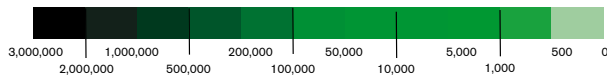


MAP A.3a | Refugees, Asylum Seekers and Internally Displaced People in Mediterranean Countries



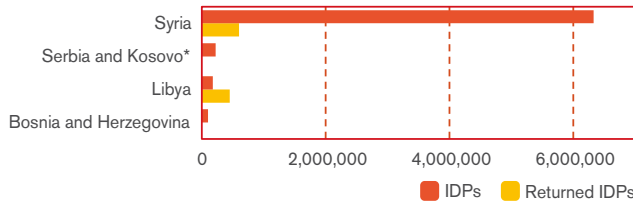
Total Refugees and People in Refugee Like Situations by Country of Asylum



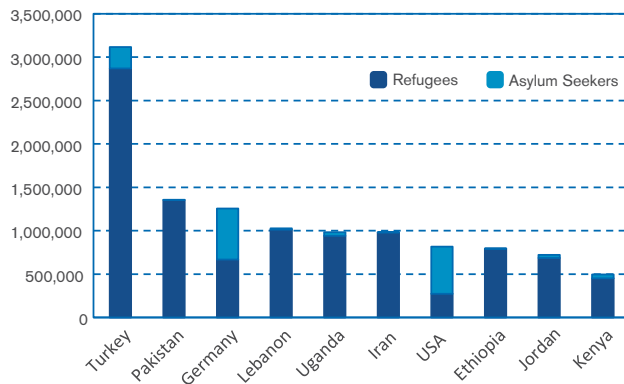
Asylum Seekers (Pending Cases) by Country of Asylum



Internal Displaced People (IDP) assisted by UNHCR and Returned IDPs during 2016



World Top Countries in Number of Refugees and Asylum Seekers (end 2016)



Countries of Asylum. Refugees to 1,000 Inhabitants (End 2016)

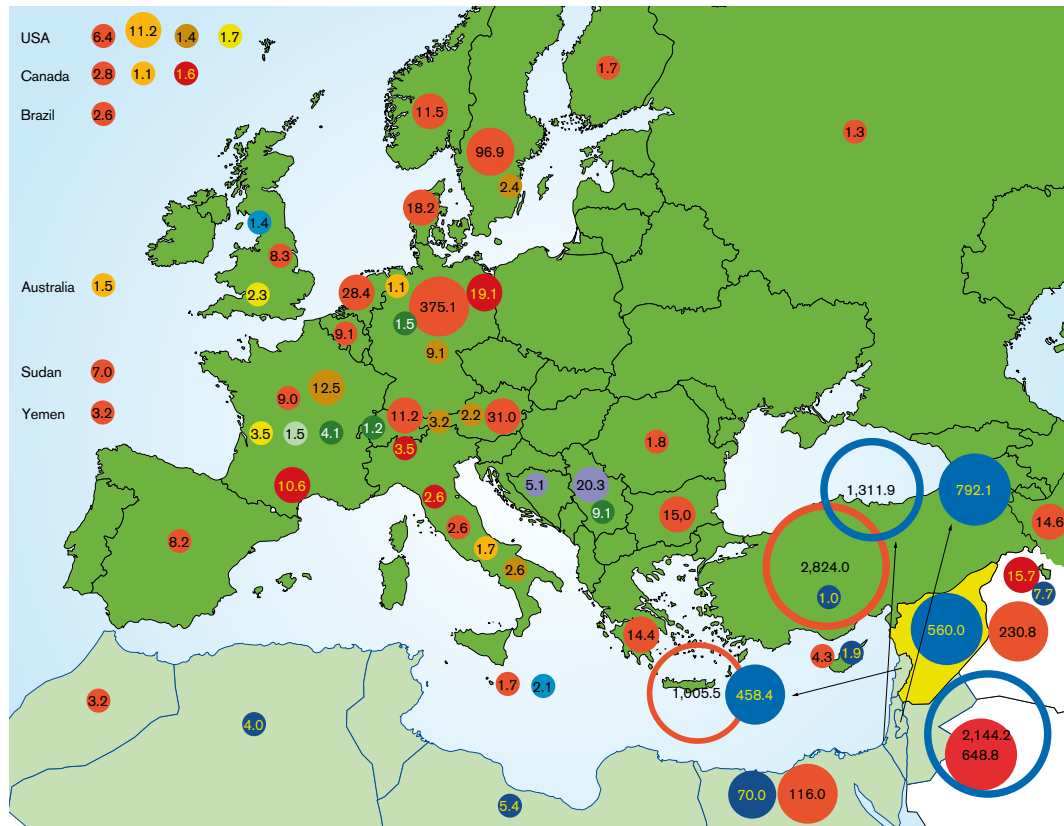
1	Lebanon	169.2	51	Italy	2.5
2	Jordan	88.4	53	Algeria	2.3
3	Nauru	49.3	54	Egypt	2.3
4	Turkey	36.0	65	Montenegro	1.6
5	Chad	27.0	66	Libya	1.5
6	Sweden	23.4	67	Bosnia & H.	1.4
7	Uganda	23.3	70	Syria	1.1
8	S. Sudan	20.6	96	FYROM	0.3
9	Djibouti	19.6	99	Spain	0.3
10	Malta	18.9	103	Slovenia	0.2
25	Cyprus	7.2	111	Morocco	0.1
37	France	4.7	113	Portugal	0.1
40	Greece	4.3	127	Croatia	0.1
41	Serbia*	4.1	131	Tunisia	0.1
43	Israel	4.0	137	Albania	0.1

Own Production. Source: UNHCR, *Global Trends. Forced Displacement in 2016* and UNRWA.

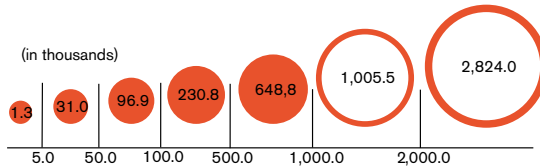
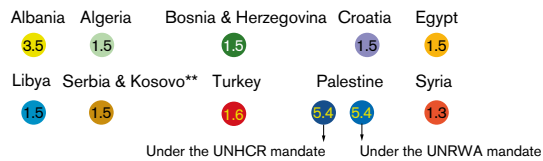
\* For UNHCR Data: Excluded Asylum seekers. For the UNRWA Data: Registered Refugees. The UNHCR provides assistance and protection to Palestine refugees outside UNRWA's areas of operations. UNRWA deals specifically with Palestine refugees in its five areas of operation in Jordan, Lebanon, Syria, West Bank and the Gaza Strip.

\*\* Kosovo under UNSC Resolution 1244

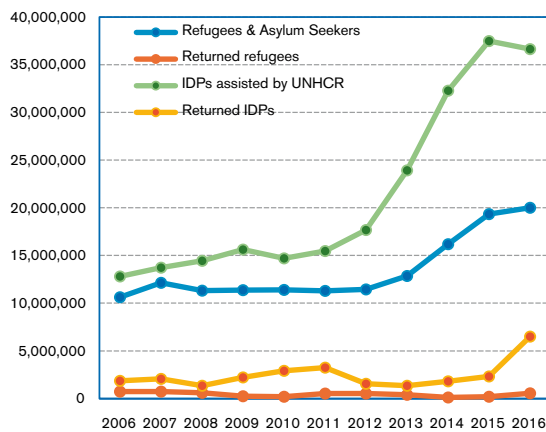
MAP A.3b | Refugees, Asylum Seekers and Internally Displaced People in Mediterranean Countries



Refugees\* from Mediterranean Countries Breakdown 2016



Evolution of Refugees, Asylum Seekers, IDPs and Returnees under the UNHCR Mandate between 2006-2016



Countries of Asylum.	
Refugees per millions \$ (GDP), End 2016	
1	S. Sudan 90.1
2	Chad 38.7
3	Uganda 35.9
4	Niger 22.2
5	Lebanon 19.5
6	Rwanda 18.6
7	Burundi 18.3
8	Jordan 17.7
9	Mauritania 15.7
10	Cameroon 12.8
49	Cyprus 0.43
53	Bosnia & H. 0.32
57	Libya 0.28
61	Greece 0.24
62	Montenegro 0.24
74	France 0.12
76	Israel 0.10
80	Italy 0.08
86	FYROM 0.06
88	Morocco 0.05
106	Tunisia 0.02
111	Albania 0.01
113	Spain 0.01
114	Slovenia 0.01
126	Croatia 0.01
128	Portugal 0.01
25	Turkey 3.4
39	Serbia & ** 0.97
41	Malta 0.73
42	Egypt 0.64
44	Algeria 0.59

Own Production. Source: UNHCR, *Global Trends. Forced Displacement in 2016* and UNRWA.

\* For UNHCR Data: Excluded Asylum seekers. For the UNRWA Data: Registered Refugees. The UNHCR provides assistance and protection to Palestine refugees outside UNRWA's areas of operations. UNRWA deals specifically with Palestine refugees in its five areas of operation in Jordan, Lebanon, Syria, West Bank and the Gaza Strip.

\*\* Kosovo under UNSC Resolution 1244