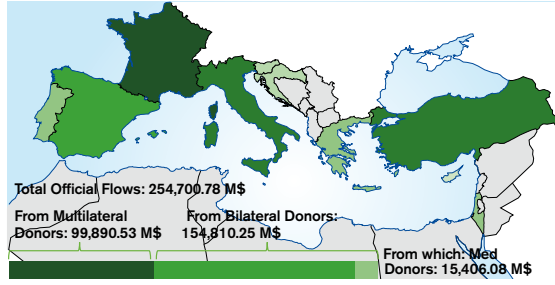


MAP A.15a | Official Development Aid. Flows from and to Mediterranean Countries

Mediterranean Donors. Total Official Flows (ODA+OOF*)

In Millions \$



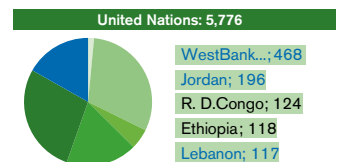
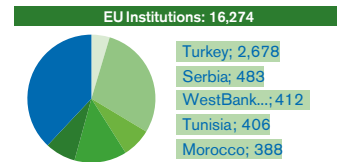
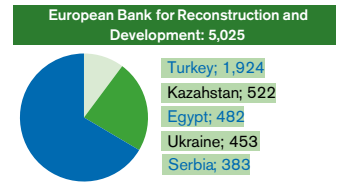
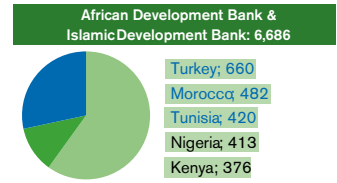
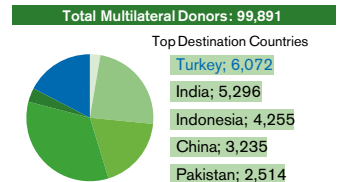
Percentage of Flows to Mediterranean Countries



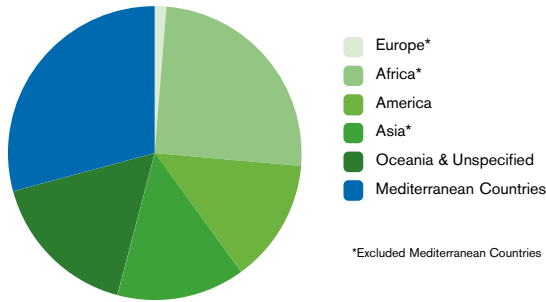
Top Countries Destination of Official Flows from Main Mediterranean Donors

France; 8,003	Colombia; 534	Brazil; 417	Morocco; 401	Côte d'Ivoire; 326	Dominican Rep.; 237
Turkey; 4,223	Syria; 2,694	Somalia; 315	Kyrgyzstan; 98	Albania; 86	Ethiopia.; 81
Italy; 1,925	Afghanistan; 104	Iraq; 51	Pakistan; 44	Ethiopia; 35	West Bank & Gaza; 32
Spain; 732	Cuba; 131	Morocco; 27	West Bank & Gaza; 19	Peru; 18	Mauritania; 16
Portugal; 193	Cabo Verde; 52	Mozambique; 33	Sao Tome...; 25	Guinea-Bissau; 14	Timor...; 13
Israel; 178	Jordan; 38	Syria; 19	West Bank & Gaza; 17	Ukraine; 9	Argentina; 3

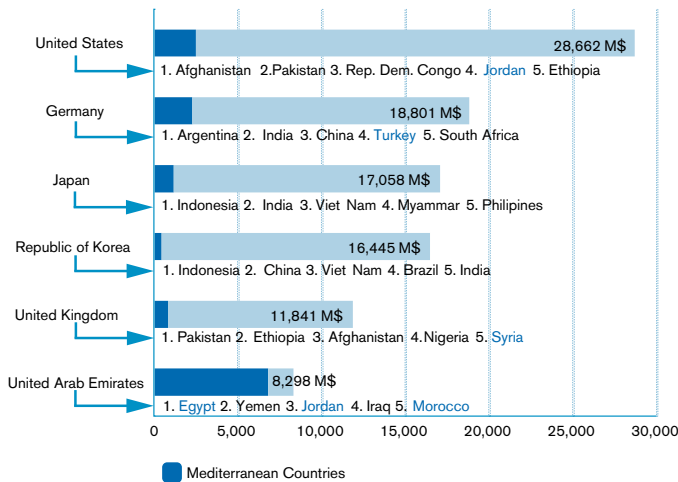
Multilateral Donors: Destination of Official flows



Destination of Official Flows from Mediterranean Donors



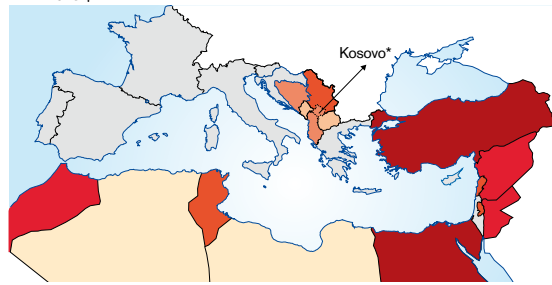
Official Flows from Top World Donor Countries and Top Countries of Destination



*Other official flows (OOF). Consist of: i) Grants or loans from the government sector not specifically directed to development or welfare purposes; and ii) loans from the government sector which are for development and welfare, but , which are not sufficiently concessional to qualify as ODA

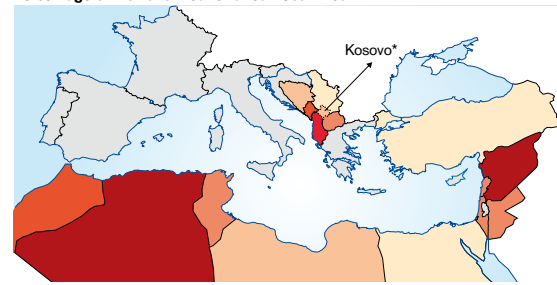
Mediterranean Recipients. Total Official Flows (ODA+OOF)

In Millions \$



■ More than 5,000
 ■ From 2,500 to 5,000
 ■ From 1,000 to 2,500
■ From 400 to 1,000
 ■ From 200 to 400
 ■ Less than 200

Percentage of Flows to Mediterranean Countries



■ More than 60%
 ■ From 20% to 60%
 ■ From 10% to 20%
■ From 5% to 10%
 ■ From 2% to 5%
 ■ Less than 2%

Origin of Official Flows to Mediterranean Countries. Top Five Bilateral and Multilateral Donors (in millions \$)

■ Bilateral
 ■ Multilateral

Egypt; 9,524

United Arab Emirates; 6,297	World Bank Group; 968
Japan; 245	EBRD; 482
Germany; 235	EU Institutions; 192
R. Korea; 194	African Development Bank; 182
France; 131	Islamic Development Bank; 97

Syria; 4,889

Turkey; 2,754	EU Institutions; 224
United States; 712	UNRWA; 36
United Kingdom; 396	World Food Programme; 21
Germany; 277	UNICEF; 2
Canada; 70	UNFPA; 2

Jordan; 2,932

United States; 878	World Bank Group; 265
Japan; 349	EU Institutions; 211
United Arab Emirates; 216	UNRWA; 181
France; 164	EBRD; 140
Canada; 97	OPEC Fund for Intl Development; 26

Palestine; 1,891

United States; 265	UNRWA; 453
Germany; 93	EU Institutions; 412
United Kingdom; 79	OPEC Fund for Intl Development; 8
Norway; 78	UNICEF; 5
Japan; 66	Intl Fund for Agricultural Dev.; 3

Lebanon; 1,296

United States; 304	EU Institutions; 236
United Kingdom; 152	UNRWA; 102
Canada; 67	World Bank Group; 47
France; 54	Arab Fund (AFESD); 37
Germany; 42	Islamic Development Bank; 12

Albania; 499

Turkey; 86	EU Institutions; 112
Germany; 80	World Bank Group; 29
Austria; 27	Islamic Development Bank; 21
Italy; 25	EBRD; 18
Switzerland; 23	OSCE; 3

Fyrom; 397

Turkey; 26	EU Institutions; 180
United States; 20	EBRD; 61
Switzerland; 17	World Bank Group; 38
Germany; 8	Council of Europe; 18
United Kingdom; 3	OSCE; 6

Algeria; 194

France; 98	EU Institutions; 48
Germany; 7	UNHCR; 4
United States; 5	UNICEF; 2
United Kingdom; 4	World Health Organization; 1
R. Korea; 4	UNDP; 1

Turkey; 7,268

Germany; 436	EU Institutions; 2,678
Japan; 283	EBRD; 1,924
R. Korea; 143	Islamic Development Bank; 661
France; 134	World Bank Group; 489
Austria; 75	Council of Europe; 230

Morocco; 3,377

France; 401	World Bank Group; 69
R. Korea; 399	African Development Bank; 462
Japan; 245	EU Institutions; 388
Kuwait; 106	Climate Investment Funds; 240
United Arab Emirates; 99	Arab Fund (AFESD); 154

Tunisia; 2,081

France; 878	World Bank Group; 620
Germany; 349	African Development Bank; 407
Japan; 216	EU Institutions; 406
Italy; 164	EBRD; 129
Switzerland; 97	Arab Fund (AFESD); 50

Serbia; 1,557

Germany; 117	EU Institutions; 483
United States; 22	World Bank Group; 406
Kuwait; 22	EBRD; 383
Switzerland; 19	OSCE; 6
Sweden; 12	Council of Europe; 5

Bosnia & herzegovina; 745

Germany; 54	EU Institutions; 228
United States; 34	World Bank Group; 111
Austria; 30	EBRD; 102
Turkey; 26	Arab Fund (AFESD); 37
Switzerland; 26	Islamic Development Bank; 12

Kosovo*; 452

Germany; 55	EU Institutions; 192
United States; 46	OSCE; 19
Switzerland; 27	EBRD; 9
Sweden; 14	World Bank Group; 8
Norway; 12	UNHCR; 3

Montenegro; 213

Germany; 23	EU Institutions; 82
United Arab Emirates; 16	EBRD; 46
France; 13	World Bank Group; 8
Turkey; 3	Council of Europe; 6
United States; 2	OSCE; 2

Libya; 158

United Arab Emirates; 63	EU Institutions; 26
United States; 21	World Food Programme; 2
United Kingdom; 16	UNICEF; 1
Germany; 9	UNFPA; 1
Switzerland; 5	UNDP; 0

* Kosovo under UNSC Resolution 1244