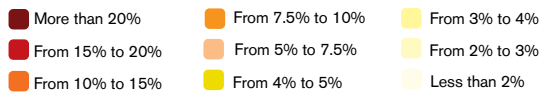


Gross Outbound Enrolment Ratio (%)



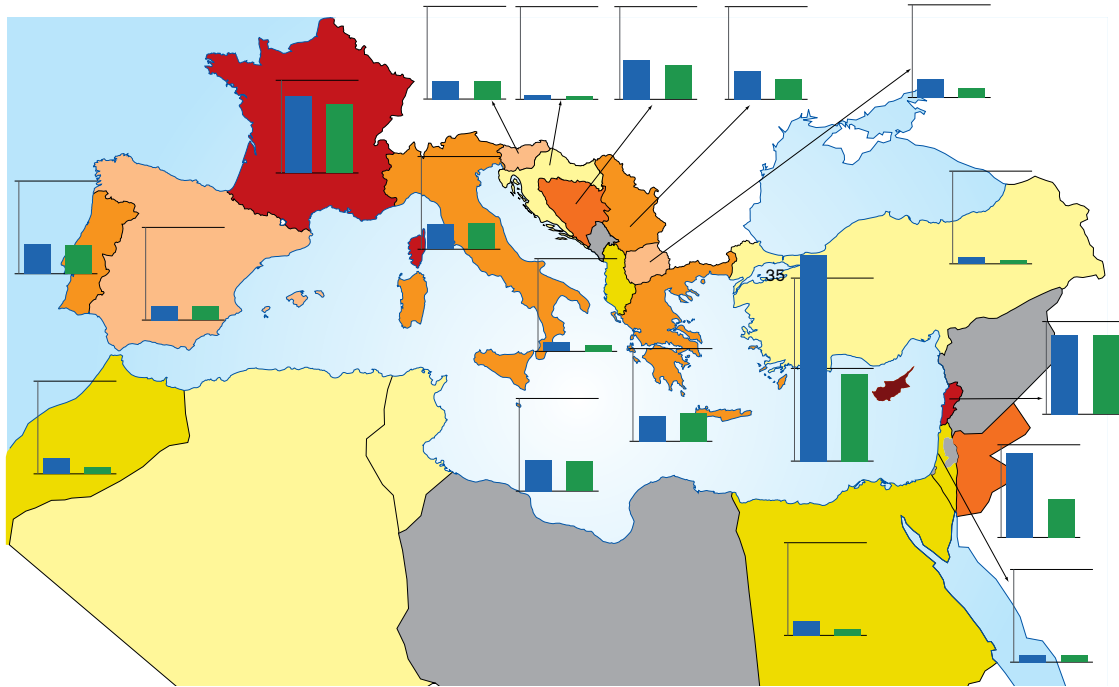
Outbound Mobility Ratio



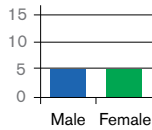
Top Five Destination Countries of Tertiary-Level Students from Mediterranean Countries

<p>Algeria: 24,751</p> <p>FR 21,804</p> <p>SA 387</p> <p>CA 339</p> <p>AE 315</p> <p>ES 199</p>	<p>Albania: 24,847</p> <p>IT 12,045</p> <p>GR 8,209</p> <p>US 638</p> <p>DE 585</p> <p>TR 530</p>	<p>Bosnia & H.: 11,437</p> <p>RS 5,472</p> <p>AT 1,965</p> <p>DE 1,006</p> <p>TR 626</p> <p>IT 428</p>	<p>Croatia: 6,096</p> <p>BA 3,040</p> <p>IT 1,153</p> <p>DE 950</p> <p>AT 914</p> <p>SI 780</p>	<p>Cyprus: 27,411</p> <p>GR 12,668</p> <p>UK 11,743</p> <p>US 424</p> <p>TH 247</p> <p>BG 246</p>
<p>Egypt: 16,217</p> <p>SA 4,178</p> <p>AE 3,360</p> <p>US 2,132</p> <p>FR 1,177</p> <p>UK 1,156</p>	<p>France: 62,412</p> <p>UK 4,178</p> <p>CA 3,360</p> <p>US 2,132</p> <p>CH 1,177</p> <p>BE 1,156</p>	<p>Greece: 32,360</p> <p>UK 11,759</p> <p>IT 3,318</p> <p>DE 2,749</p> <p>CY 2,316</p> <p>FR 1,999</p>	<p>Italy: 51,236</p> <p>UK 7,930</p> <p>AT 7,206</p> <p>FR 6,723</p> <p>DE 5,356</p> <p>US 4,149</p>	<p>Israel: 13,858</p> <p>JO 2,876</p> <p>US 2,412</p> <p>IT 1,619</p> <p>DE 1,533</p> <p>MO 1,433</p>
<p>Jordan: 16,825</p> <p>AE 2,876</p> <p>SA 2,412</p> <p>UA 1,619</p> <p>UK 1,533</p> <p>MY 1,433</p>	<p>Lebanon: 13,089</p> <p>FR 4,567</p> <p>AE 1,326</p> <p>US 1,308</p> <p>SA 1,189</p> <p>IT 793</p>	<p>Libya: 6,431</p> <p>UK 1,755</p> <p>US 1,286</p> <p>MY 1,163</p> <p>AU 636</p> <p>FR 352</p>	<p>Malta: 1,355</p> <p>UK 1,111</p> <p>US 40</p> <p>IT 36</p> <p>IE 20</p> <p>NL 15</p>	<p>Montenegro: 4,350</p> <p>RS 2,264</p> <p>DE 869</p> <p>BA 685</p> <p>IT 314</p> <p>RU 205</p>
<p>Morocco: 44,161</p> <p>FR 28,778</p> <p>ES 3,209</p> <p>DE 2,675</p> <p>IT 1,766</p> <p>CA 1,311</p>	<p>Palestine: 17,637</p> <p>JO 7,337</p> <p>AE 3,875</p> <p>SA 3,687</p> <p>QA 840</p> <p>MY 376</p>	<p>Portugal: 12,744</p> <p>FR 3,446</p> <p>UK 2,594</p> <p>ES 1,619</p> <p>US 940</p> <p>BR 661</p>	<p>Serbia: 10,903</p> <p>BA 1,930</p> <p>AT 1,509</p> <p>HU 1,427</p> <p>IT 1,069</p> <p>DE 1,067</p>	<p>Slovenia: 2,433</p> <p>AT 549</p> <p>UK 323</p> <p>DE 297</p> <p>IT 259</p> <p>US 166</p>
<p>Spain: 30,135</p> <p>UK 5,872</p> <p>FR 5,037</p> <p>DE 5,011</p> <p>US 4,769</p> <p>PT 2,470</p>	<p>Syria: 18,222</p> <p>SA 6,627</p> <p>AE 4,360</p> <p>JO 1,990</p> <p>FR 1,828</p> <p>DE 1,570</p>	<p>FYROM: 4,440</p> <p>BG 880</p> <p>IT 525</p> <p>DE 457</p> <p>TR 439</p> <p>SI 437</p>	<p>Tunisia: 18,911</p> <p>FR 11,134</p> <p>DE 2,307</p> <p>RO 1,233</p> <p>IT 807</p> <p>CA 768</p>	<p>Turkey: 38,590</p> <p>DE 12,222</p> <p>US 11,597</p> <p>BG 5,015</p> <p>UK 3,320</p> <p>AZ 2,854</p>


MAP A.9b | International Mobility of Tertiary Level Students



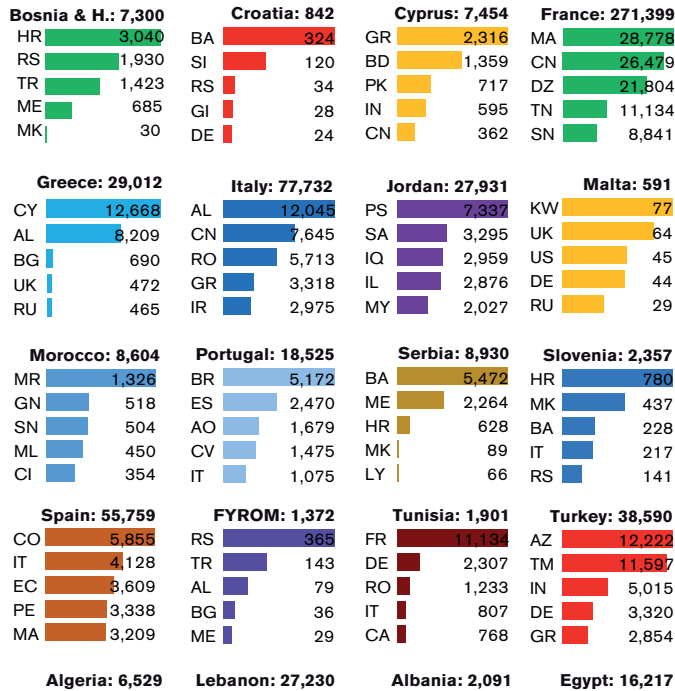
Inbound Mobility Rate by Genre



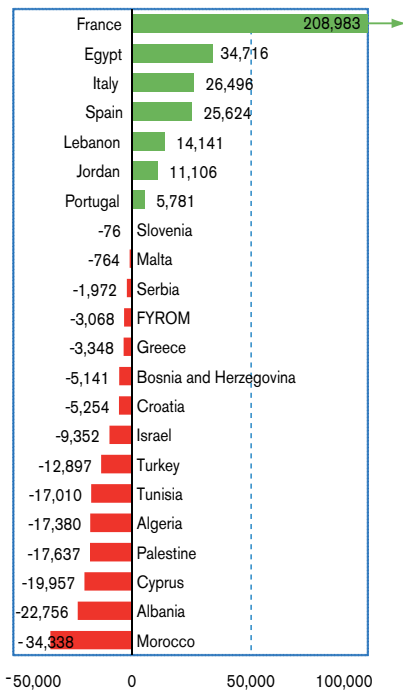
Inbound Mobility Rate



Top Five Origin Countries of Tertiary-Level Students hosted in Mediterranean Countries



Net Flow of Internationally Mobile Students (inbound - outbound)



Own Production. Source: UNESCO.