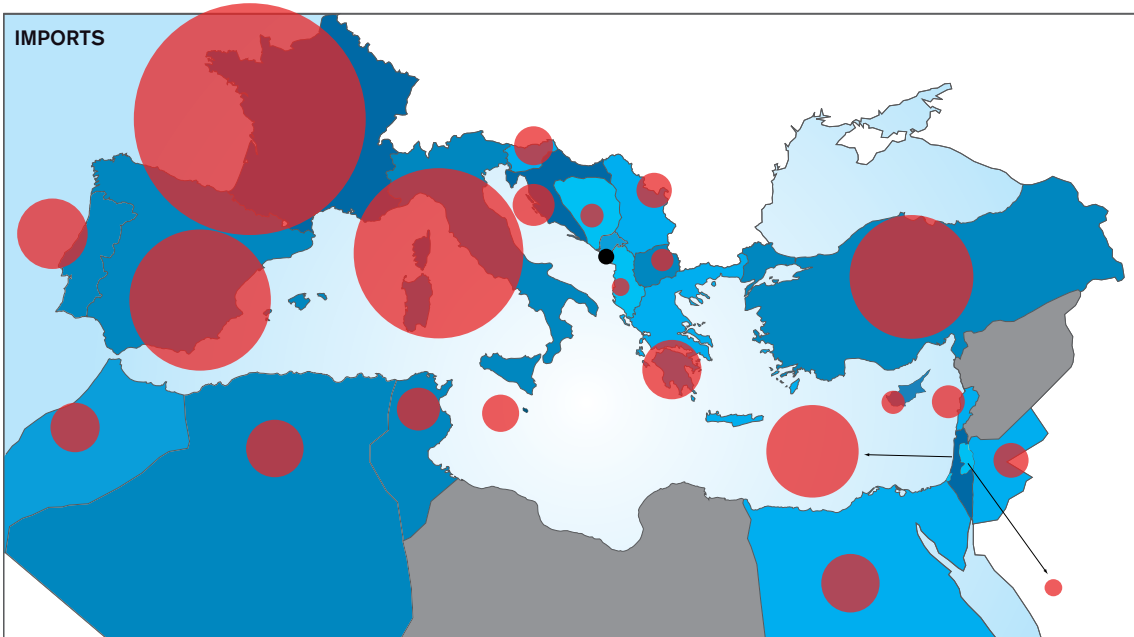
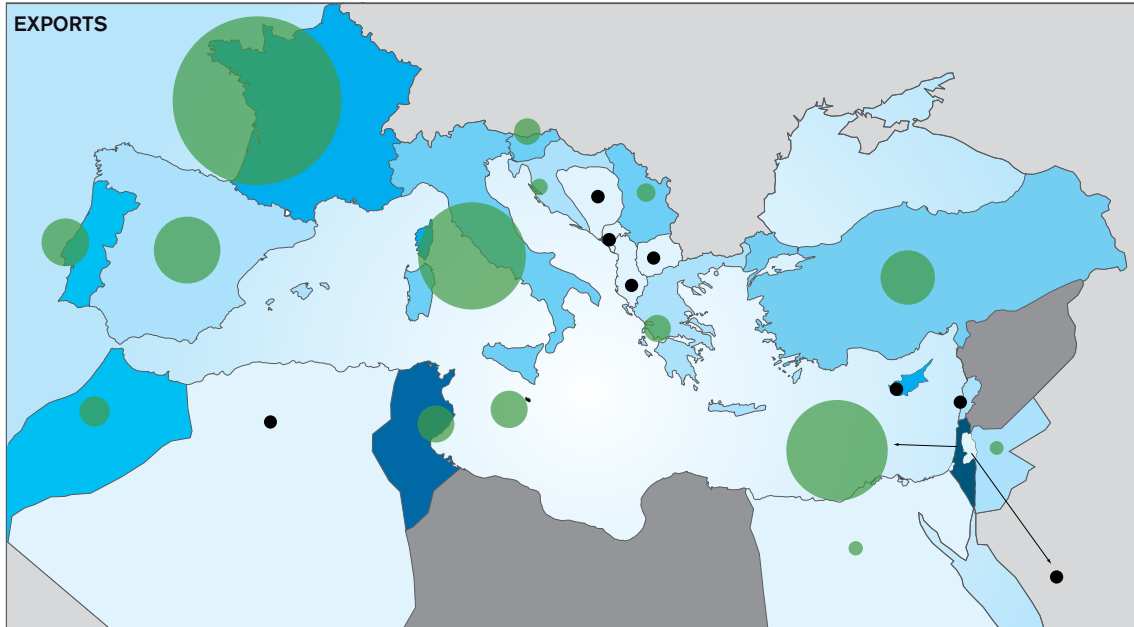



MAP A.14 | Information and Communications Technology (ICT) Trade in the Mediterranean Countries



ICT Goods Trade. Share of Total Merchandise Trade

- More than 15%
 From 4% to 5%
 From 1.5% to 2%
- From 10% to 15%
 From 3% to 4%
 From 1% to 1.5%
- From 5% to 10%
 From 2% to 3%
 Less than 1%



Mediterranean Countries ICT Imports: Main Countries of Origin	
UE Mediterranean	China (31%); Netherlands (11%); Germany (9%)
Balkans	China (48%); Slovakia (6%); Republic of Korea (5%)
Maghreb	China (42%); France (13%); Sweden (4%)
Mashreq	China (47%); United States (7%); France (7%)
Turkey	China (54%); Republic of Korea (10%); Vietnam (6%)
Israel	United States (25%); Netherlands (13%); Ireland (10%)
Total Mediterranean Countries	China (33%); Netherlands (9%); Germany (8%)

Own Production. Source: UNCTAD.