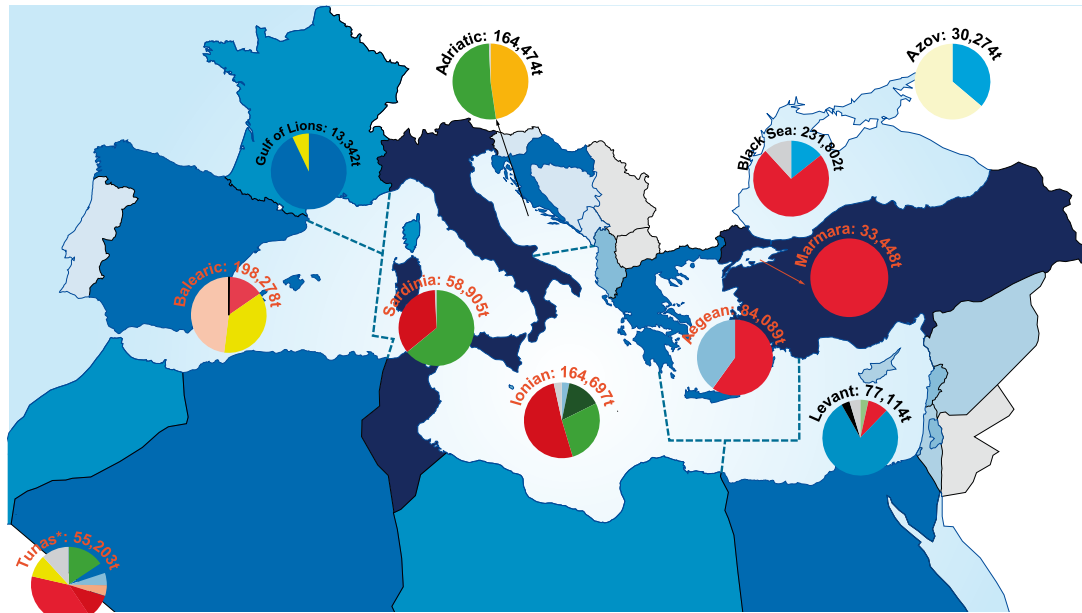



MAP A.9 | Fishery. Captures in the Mediterranean Sea




* Tuna catches are not disaggregated by fishing areas. The data show catches throughout the Mediterranean and the Black Sea.

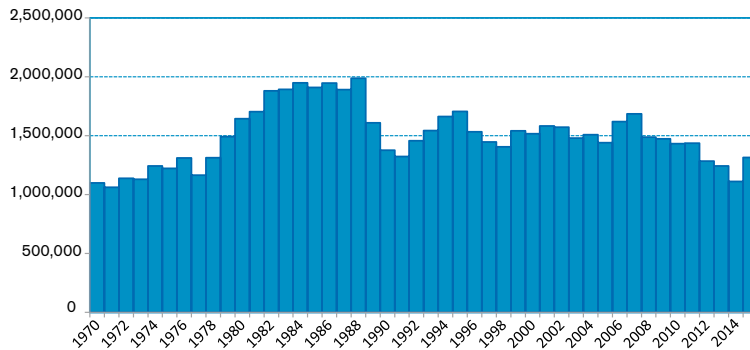
Fishery. Captures by Country in Fishing Areas of the Mediterranean and Black Sea



Total Captures in the Mediterranean and Black Sea 2015 (in tonnes)



Evolution of Captures in the Mediterranean and Black Sea, 1970-2015. (in tonnes)



Top Species Captured in the Mediterranean and Black Sea in 2014 (in tonnes)

| | |
|------------------------------|-----------|
| European anchovy | 208,446 t |
| European pilchard | 194,767 t |
| European sprat | 56,717 t |
| Marine Fishes nei | 52,858 t |
| Sardinellas nei | 43,088 t |
| Striped venus | 36,095 t |
| Jack and horse mackerels nei | 24,462 t |
| Atlantic bonito | 23,397 t |
| Bogue | 21,146 t |
| European hake | 20,377 t |
| Gobies nei | 18,638 t |
| Mediterranean horse mackerel | 17,258 t |
| Red mullet | 14,788 t |
| Deepwater rose shrimp | 14,454 t |
| Mullets nei | 13,036 t |
| Marine molluscs nei | 12,181 t |
| Chub mackerel | 11,720 t |
| Natantian decapods nei | 11,406 t |
| Whiting | 10,864 t |
| Bluefish | 10,313 t |

nei: not elsewhere included

Evolution of Captures in the Mediterranean Fishing Areas, 1970-2014 (in tonnes)

