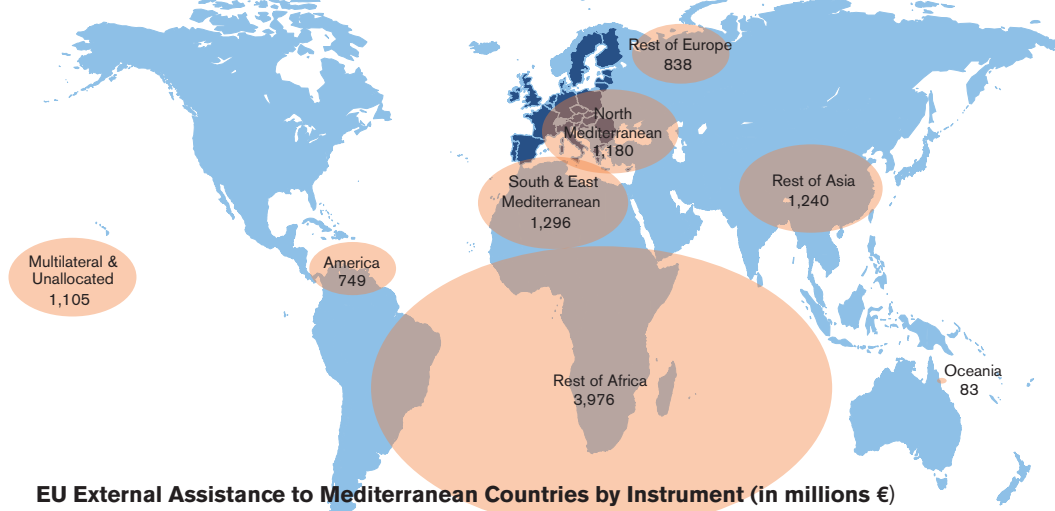


MAP A.16 | European Union External Assistance (2014)

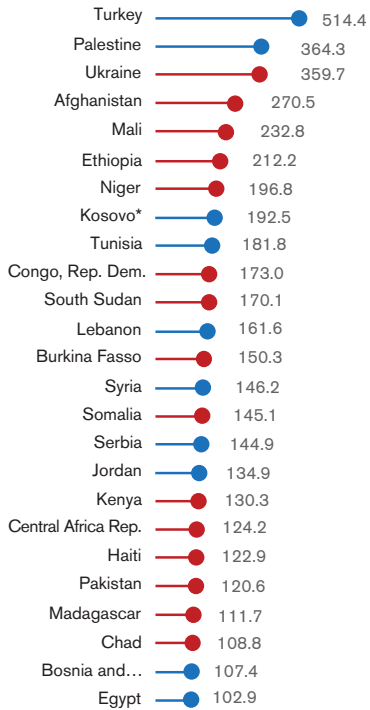
**EU External Assistance (ODA & Non ODA)**



**EU External Assistance to Mediterranean Countries by Instrument (in millions €)**

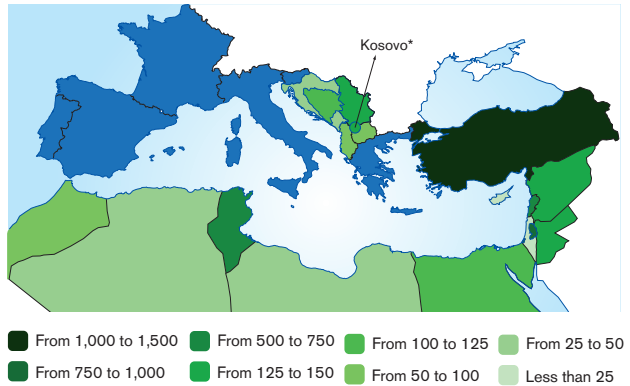


**Top 25 Recipient Countries of EU External Assistance (in millions of €)**

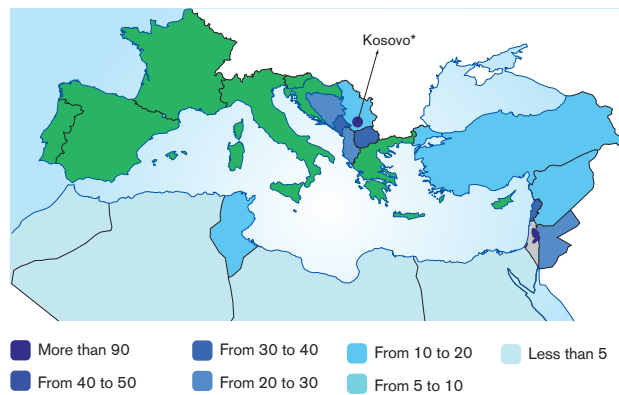


\* Under UNSC Resolution 1244

**EU External Assistance to Mediterranean Countries (in millions €)**



**EU ODA per capita in Mediterranean Countries (€/capita)**



Own Production. Source: European Commission, *Annual report 2015 on the European Union's development and external assistance policies and their implementation in 2014* 2015. [http://ec.europa.eu/europeaid/annual-report-2015-european-unions-development-and-external-assistance-policies-and-their\\_en](http://ec.europa.eu/europeaid/annual-report-2015-european-unions-development-and-external-assistance-policies-and-their_en)