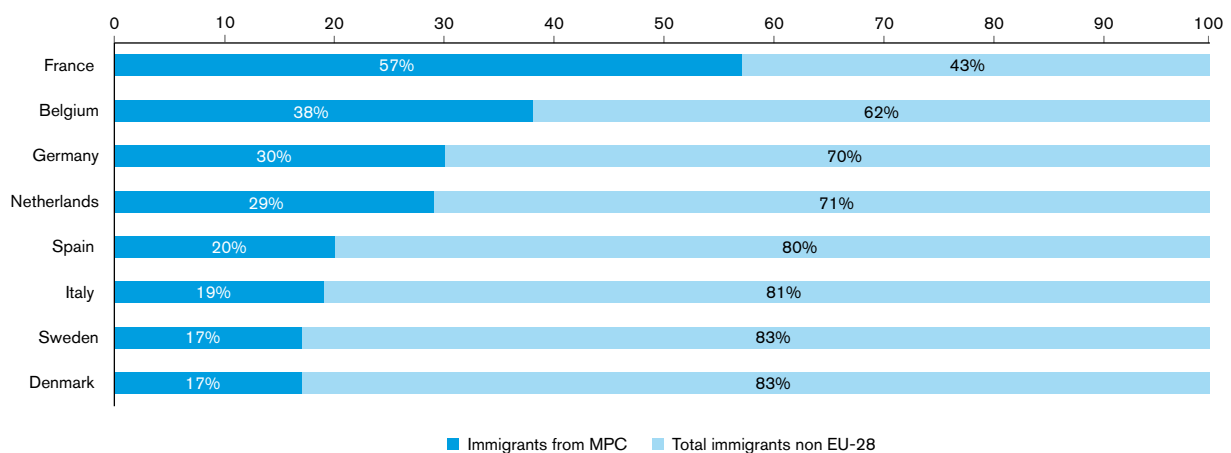


# Migrations in the Mediterranean

**TABLE C1** Number of Foreigners from MPCs in the European Union by Nationality

|                       | Algeria          | Morocco          | Tunisia        | Egypt          | Syria          | Jordan        | Lebanon        | Palestine    | Israel        | Turkey           | Libya         | Total<br>Euromed<br>Immigrants | Total non<br>EU-28<br>Immigrants |
|-----------------------|------------------|------------------|----------------|----------------|----------------|---------------|----------------|--------------|---------------|------------------|---------------|--------------------------------|----------------------------------|
| <b>Belgium</b>        | 10,130           | 92,399           | 4,470          | 1,392          | 2,039          | 386           | 2,074          | 379          | 1,605         | 44,597           | 192           | 159,663                        | 416,039                          |
| <b>Bulgaria</b>       | 555              | 127              | 142            | 241            | 2,055          | 289           | 1,008          | 8            | 652           | 9,867            | 309           | 15,253                         | 95,755                           |
| <b>Czech Republic</b> | 676              | 266              | 603            | 519            | 592            | 161           | 349            | 114          | 450           | 1,004            | 159           | 4,893                          | 292,533                          |
| <b>Denmark</b>        | 1,094            | 6,460            | 1,061          | 1,956          | 4,957          | 1,394         | 14,982         |              | 1,959         | 39,533           | 282           | 73,678                         | 435,325                          |
| <b>Germany</b>        | 23,349           | 114,938          | 41,471         | 23,428         | 53,277         | 12,704        | 79,801         |              | 14,949        | 1,661,588        | 4,484         | 2,029,989                      | 6,814,107                        |
| <b>Estonia</b>        | 11               | 12               | 5              | 35             | 4              | 2             | 7              |              | 43            | 76               | 2             | 197                            | 181,205                          |
| <b>Ireland</b>        | 632              | 294              | 107            | 572            | 122            | 119           | 143            | 72           | 236           | 525              | 472           | 3,294                          | 215,521                          |
| <b>Greece</b>         | 1,082            | 2,038            | 624            | 27,754         | 6,916          | 798           | 2,014          | 982          | 699           | 32,881           | 629           | 76,417                         | 895,930                          |
| <b>Spain</b>          | 56,569           | 706,520          | 2,759          | 4,167          | 5,966          | 2,282         | 3,372          |              | 2,885         | 4,006            | 975           | 789,501                        | 3,948,563                        |
| <b>France</b>         | 1,452,409        | 940,552          | 394,506        | 31,407         | 17,012         | 1,464         | 47,878         | 1,008        | 9,336         | 301,950          | 2,386         | 3,199,908                      | 5,575,109                        |
| <b>Italy</b>          | 22,866           | 432,718          | 109,565        | 110,398        | 6,164          | 3,043         | 7,210          | 397          | 3,951         | 20,851           | 36,859        | 754,022                        | 4,022,763                        |
| <b>Cyprus</b>         | 37               | 67               | 37             | 5,547          | 3,484          | 471           | 2,945          | 387          | 408           | 654              | 244           | 14,281                         | 101,111                          |
| <b>Latvia</b>         | 13               | 8                |                | 33             | 15             | 4             | 38             |              | 94            | 85               | 4             | 294                            | 229,377                          |
| <b>Lithuania</b>      |                  |                  |                | 44             |                |               | 40             |              | 30            | 58               |               | 172                            | 108,738                          |
| <b>Luxembourg</b>     | 105              | 260              | 143            | 26             |                |               | 37             |              | 42            | 212              |               | 825                            | 28,431                           |
| <b>Hungary</b>        | 789              | 259              | 365            | 1,496          | 1,870          | 507           | 427            | 78           | 1,734         | 2,331            | 452           | 10,308                         | 189,292                          |
| <b>Malta</b>          | 65               | 279              | 403            | 586            | 329            | 49            | 80             | 66           | 13            | 287              | 1,003         | 3,160                          | 23,446                           |
| <b>Netherlands</b>    | 4,211            | 180,226          | 4,872          | 14,126         | 10,392         | 1,161         | 3,894          |              | 5,667         | 204,356          | 971           | 429,876                        | 1,468,504                        |
| <b>Austria</b>        | 1,420            | 2,120            | 4,063          | 16,397         | 10,967         | 824           | 2,027          | 305          | 2,821         | 203,550          | 505           | 244,999                        | 953,677                          |
| <b>Poland</b>         | 610              | 333              | 428            | 473            | 615            | 143           | 401            |              | 362           | 915              | 251           | 4,531                          | 387,927                          |
| <b>Portugal</b>       | 234              | 2,002            | 139            | 427            | 26             | 28            | 74             |              | 345           | 301              | 28            | 3,604                          | 676,343                          |
| <b>Romania</b>        | 171              | 170              | 1,400          | 138            | 9              | 158           | 327            | 94           | 2,423         | 7,992            |               | 12,882                         | 222,754                          |
| <b>Slovenia</b>       | 27               | 2,876            | 2              | 10             | 978            | 85            | 38             | 28           | 55            | 65               | 8             | 4,172                          | 176,407                          |
| <b>Slovakia</b>       | 106              | 54               | 149            | 188            | 237            | 58            | 109            | 39           | 188           | 320              | 57            | 1,505                          | 29,701                           |
| <b>Finland</b>        | 1,031            | 2,536            | 828            | 1,325          | 1,061          | 336           | 687            | 57           | 978           | 8,039            | 236           | 17,114                         | 199,593                          |
| <b>Sweden</b>         | 3,056            | 9,589            | 5,053          | 6,328          | 99,352         | 3,943         | 26,461         | 5,825        | 2,641         | 46,909           | 2,720         | 211,877                        | 1,217,102                        |
| <b>United Kingdom</b> | 21,993           | 35,765           | 5,415          | 39,980         | 8,158          | 5,182         | 14,043         |              | 16,077        | 75,791           | 14,499        | 236,903                        | 5,495,031                        |
| <b>Total</b>          | <b>1,603,241</b> | <b>2,532,868</b> | <b>578,610</b> | <b>288,993</b> | <b>236,597</b> | <b>35,591</b> | <b>210,466</b> | <b>9,839</b> | <b>70,643</b> | <b>2,668,743</b> | <b>67,727</b> | <b>8,303,318</b>               | <b>34,400,284</b>                |

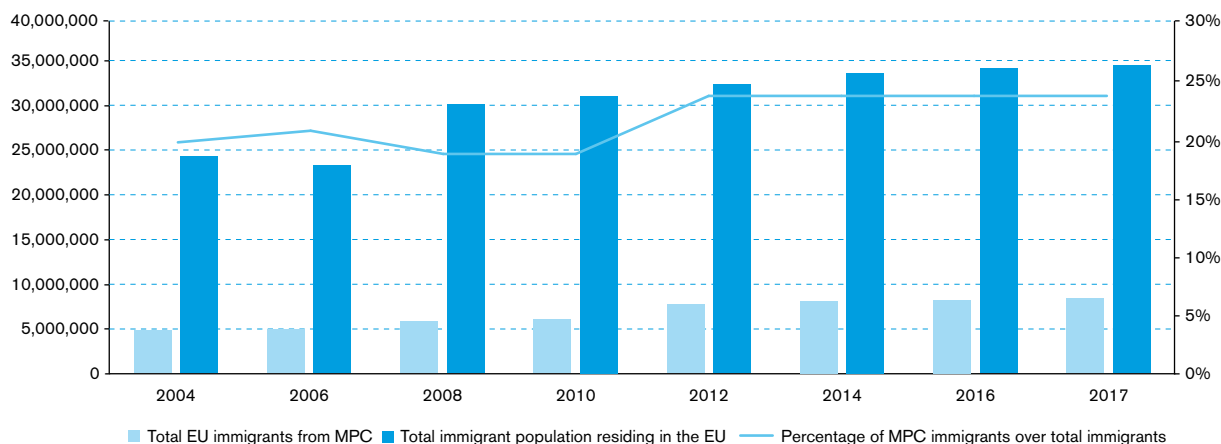
Own production. Source: United Nations Population Division. Department of Economic and Social Affairs. *Trends in International Migrant Stock: Migrants by Destination and Origin*.

**CHART C1** Percentage of immigrants from MPC over Total Immigrants Non UE-28 in 2017


Own production. Source: United Nations Population Division. Department of Economic and Social Affairs. *Trends in International Migrant Stock: Migrants by destination and Origin, 2017*.

CHART C2

## EU Immigrants from MPC: from 2004 to 2017



Own production. Source : IEMed Mediterranean Yearbooks.

TABLE C2

## Major Countries of Origin of Asylum Applicants in the EU in 2017, Compared with the Year 2014

| Countries                     | 2014    | 2017    | Evolution |
|-------------------------------|---------|---------|-----------|
| Syria                         | 120,595 | 108,020 | -12,575   |
| Iraq                          | 15,029  | 52,590  | 37,561    |
| Afghanistan                   | 38,149  | 49,135  | 10,986    |
| Nigeria                       | 19,116  | 41,745  | 22,629    |
| Pakistan                      | 21,222  | 31,995  | 10,773    |
| Eritrea                       | 36,305  | 29,350  | -6,955    |
| Albania                       | 16,029  | 26,060  | 10,031    |
| Bangladesh                    | 10,275  | 20,840  | 10,565    |
| Guinea                        | 5,303   | 19,060  | 13,757    |
| Iran                          | 9,795   | 18,870  | 9,075     |
| Russia                        | 15,641  | 17,065  | 1,424     |
| Turkey                        | 4,475   | 16,640  | 12,165    |
| Somalia                       | 15,322  | 14,995  | -327      |
| Ivory Coast                   | 3,272   | 14,615  | 11,343    |
| Gambia                        | 11,323  | 13,290  | 1,967     |
| Venezuela                     | 330     | 12,020  | 11,690    |
| Georgia                       | 7,646   | 12,000  | 4,354     |
| Algeria                       | 6,260   | 10,800  | 4,540     |
| Mali                          | 12,822  | 10,750  | -2,072    |
| Senegal                       | 6,334   | 10,705  | 4,371     |
| Ukrania                       | 13,629  | 10,300  | -3,329    |
| Sudan                         | 6,046   | 9,670   | 3,624     |
| Morocco                       | 3,972   | 9,160   | 5,188     |
| Serbia                        | 31,175  | 8,305   | -22,870   |
| Armenia                       | 4,930   | 7,750   | 2,820     |
| Kosovo (Res.1244 of the UNSC) | 38,450  | 7,580   | -30,870   |
| Congo (DR)                    | 6,786   | 7,385   | 599       |
| Ghana                         | 3,986   | 7,355   | 3,369     |
| FYROM                         | 6,758   | 6,885   | 127       |

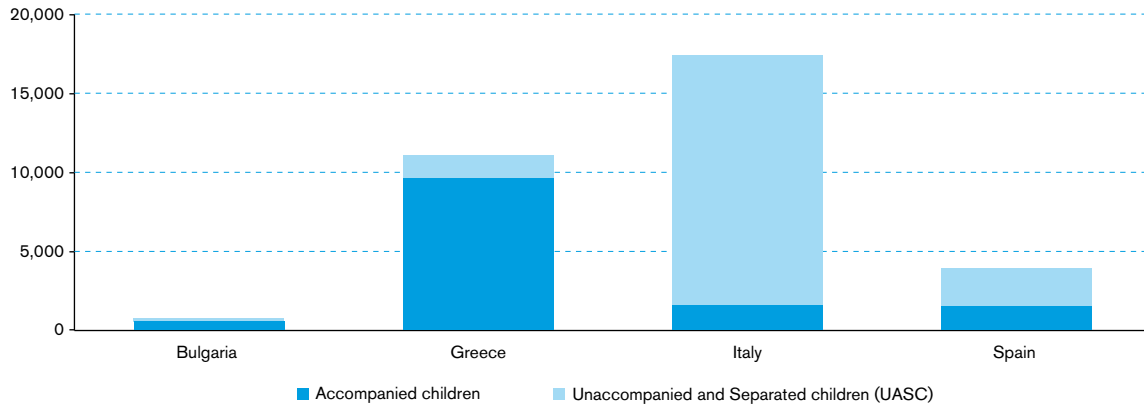
Own production. Source: European Asylum Support Office. Annual Report on the Situation of Asylum in the UE 2017.

**TABLE C3 Countries Hosting The Largest Numbers Of Refugees**

|            |           |
|------------|-----------|
| Turkey     | 3,500,000 |
| Pakistan   | 1,400,000 |
| Uganda     | 1,400,000 |
| Lebanon    | 998,900   |
| Iran       | 979,400   |
| Germany    | 970,400   |
| Bangladesh | 932,200   |
| Sudan      | 906,600   |

Source: UNHCR. *Global Trends, forced displacement in 2017*.

**CHART C3 Accompanied, Unaccompanied and Separated Children by Main Euro-Mediterranean Countries of Arrival in 2017**



Own production. Source : UNHCR, UNICEF and IOM. *Refugee and Migrant, Children in Europe. Overview of Trends 2017*