


MAP A.16 | Urbanization in the Mediterranean

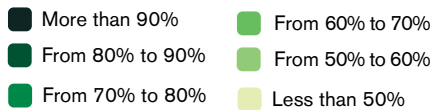


Urban Agglomerations in Mediterranean Countries with 500,000 Inhabitants or More in 2018



From 1 million to 500,000. ES (Valencia; Sevilla; Zaragoza; Málaga) FR (Toulouse; Bordeaux; Nice-Cannes; Nantes; Toulon; Grenoble; Douai-Lens) IT (Bergamo; Palermo; Bologna; Florence; Genoa; Padua; Varese; Venice; Bari; Verona; Seregno; Catania) HR (Zagreb) MK (Skopje) GR (Thessaloniki) TR (Diyarbakir; Mersin; Kayseri; Eskisehir; Gebze; Denizli; Samsun; Sanliurfa; Kahramanmaraş; Sakarya) SY (Hamah; Lattakia; Raqqa) IL (Jerusalem; Be'er Sheva) PS (Gaza) JO (Zarqa; Irbid; Russeifa) EG (Port Said; Suez; Mansourah; El Mahalla El Kubra) LY (Bengazhi; Misratah) TN (Sfax) DZ (Oran) MA (Marrakech; Agadir; Meknes; Oujda)

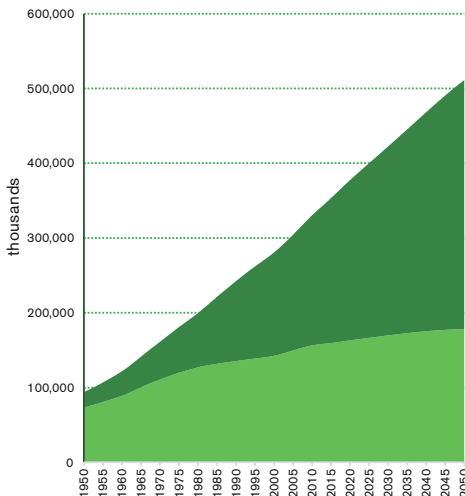
Percentage of Urban Population (2018)



Mediterranean Countries Urban Agglomerations with 2 Million Inhabitants or More in 2003, 2018 and Prospects for 2033. (Population in Thousands)

2003	2018	2033
Cairo (14,534)	Cairo (20,076)	Cairo (27,230)
Paris (9,948)	Istanbul (14,751)	Istanbul (17,647)
Istanbul (9,722)	Paris (10,901)	Paris (11,926)
Madrid (5,230)	Madrid (6,497)	Madrid (6,950)
Barcelona (4,490)	Barcelona (5,494)	Alexandria (6,848)
Alexandria (3,765)	Alexandria (5,086)	Ankara (6,049)
Rome (3,749)	Ankara (5,118)	Barcelona (5,848)
Ankara (3,446)	Rome (4,210)	Tel Aviv-Jaffa (5,122)
Casablanca (3,242)	Tel Aviv-Jaffa (4,011)	Casablanca (4,548)
Athens (3,183)	Casablanca (3,684)	Rome (4,449)
Milan (2,991)	Athens (3,156)	Damascus (3,689)
Tel Aviv-Jaffa (2,916)	Milan (3,132)	Izmir (3,417)
Lisbon (2,714)	Izmir (2,937)	Algiers (3,406)
Aleppo (2,436)	Lisbon (2,927)	Aleppo (3,261)
Izmir (2,354)	Algiers (2,694)	Milan (3,234)
Naples (2,232)	Beirut (2,385)	Athens (3,168)
Algiers (2,224)	Damascus (2,320)	Lisbon (3,111)
Damascus (2,125)	Tunis (2,291)	Tunis (2,788)
	Naples (2,198)	Amman (2,499)
	Amman (2,065)	Bursa (2,333)
		Beirut (2,297)
		Rabat (2,292)
		Naples (2,224)
		Homs (2,060)
		Adana (2,037)
		Gaziantep (2,028)

Evolution and Prospects of Urban Population in the Mediterranean Countries (1950-2050) by Area



Own production. Source: United Nations, Department of Economic and Social Affairs, Population Division, *World Urbanization Prospects: the 2018 Revision*