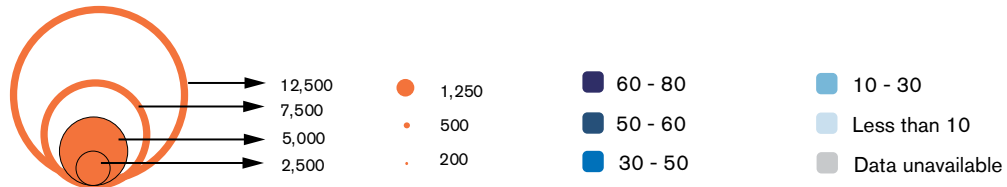


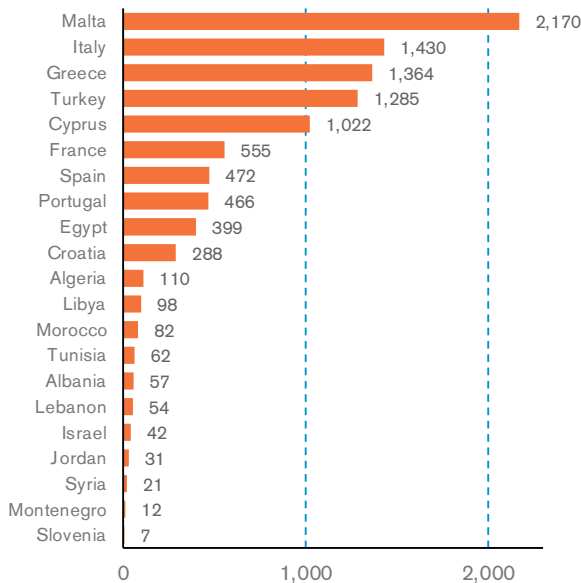
Container Port Throughput (thousands TEU), 2016

Linear Shipping Connectivity Index (LSCI), 2017

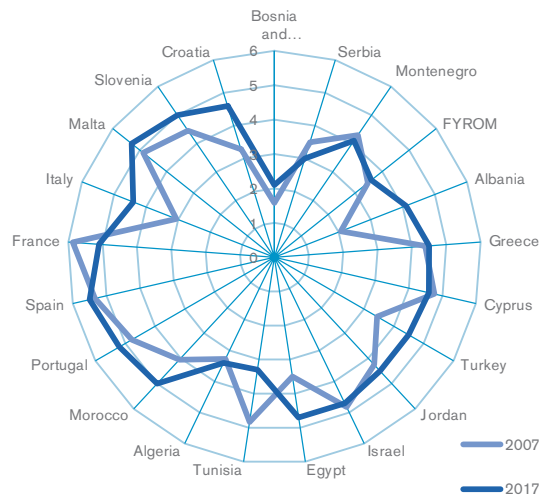


Container port throughput measures the total n. of containers handled by the ports of a country, expressed in 20-foot equivalent units (TEU). LSCI indicates a country's integration into global liner shipping networks. It is built on the: a. n. of ships; b. total container-carrying capacity of those ships; c. maximum vessel size; d. n. of services; e. n. of companies that deploy container ships on services from and to a country's ports.

Number of Ships of the Merchant Fleet, 2017



Quality of Port Infrastructure



It measures business executives' perception of their country's port facilities. Scores range from 1 (extremely underdeveloped) to 7 (efficient by international standards). Respondents in landlocked countries were asked how accessible port facilities are (1 = extremely inaccessible; 7 = extremely accessible).